



SAIMS TIMES

Volume 11

Issue - 05

November & December 2023

Page- 22

Rupees - 5



सैम्स में विश्वस्तरीय सर्जिकल ट्रेनिंग एवं आरएंडडी सेंटर "इर्काड इंडिया" का गठन

– यह उपलब्धि हासिल करने वाला सैम्स, सार्क देशों का पहला चिकित्सकीय संस्थान

– इससे प्रधानमंत्री के "मेक इन इंडिया" विजन को मिलेगी नई उड़ान

फ्रांस स्थित इर्काड (IRCAD), विश्व का सबसे बड़ा सर्जिकल ट्रेनिंग संस्थान है। सार्क देशों सहित विश्व के अनेक बड़े देशों के प्रतिष्ठित चिकित्सकीय संस्थान लंबे समय से इसके साथ जुड़ने के लिए प्रयासरत थे। लेकिन उनसे आगे निकलते हुए इंदौर के श्री अरविंदो यूनिवर्सिटी (सैम्स) ने इर्काड के साथ अनुबंध करने में सफलता हासिल की है। यह उपलब्धि हासिल करने वाला सैम्स, न केवल देश का बल्कि सार्क देशों का भी पहला और इकलौता चिकित्सकीय संस्थान है। इस संबंध में 24 नवम्बर 2023 को इर्काड-फ्रांस के प्रेसिडेंट डॉ. जैक्स मॉरसकॉक्स और सैम्स के फाउंडर चेयरमैन डॉ. विनोद भंडारी द्वारा एमओयू पर साइन किये गये। इर्काड-इंडिया बोर्ड में डॉ. जैक्स मॉरसकॉक्स (प्रेसिडेंट-फ्रांस), डॉ. विनोद भंडारी (चेयरमैन, इर्काड-इंडिया), डॉ. मोहित भंडारी (प्रेसिडेंट, इर्काड-इंडिया) और डॉ. महक भंडारी (वाइस प्रेसिडेंट, इर्काड-इंडिया) शामिल हैं। इस अवसर पर श्री अरविंदो यूनिवर्सिटी की चांसलर डॉ. मंजूश्री भंडारी और ब्राजील मूल के बेरियाट्रिक एंडोस्कोपी डायरेक्टर (सैम्स), मेन्वेल गेल्वान नेटो भी मौजूद थे।



"मेक इन इंडिया" के लिहाज से महत्वपूर्ण उपलब्धि

डॉ. विनोद भंडारी ने बताया कि इस एमओयू से प्रधानमंत्री नरेंद्र मोदी के "मेक इन इंडिया" विजन को नई उड़ान मिलेगी और देश-विदेश की सर्जिकल कंपनियों और डायग्नोस्टिक इंस्ट्रूमेंट्स बनाने वाली कंपनीज अपने रिसर्च एवं आरएंडडी के लिए सैम्स स्थित लैब का उपयोग कर सकेंगी। इससे इंदौर और देश के दूसरे हिस्सों के मरीजों को ये महँगे इंस्ट्रूमेंट्स/डिवाइसेस बहुत किफायती दामों पर उपलब्ध होने लगेंगे। आर्टिफिशियल इंटेलिजेंस (एआई) और अगमेंट्स रियलिटी (एआर) के क्षेत्र में दोनों संस्थान अपनी-अपनी विशेषज्ञता आपस में साझा कर सकेंगे। इसके अलावा इर्काड की सर्जिकल ट्रेनिंग भी सैम्स में दी जायेगी, जिसका सीधा फायदा इंदौर और पूरे भारत सहित सार्क देशों के डॉक्टरों और सर्जन्स को भी मिलेगा। संस्थान में इससे जुड़े कोर्सेस आगामी जनवरी 2024 से शुरू किये जायेंगे।

संस्थान के संसाधनों और सुविधाओं से पूरी तरह संतुष्ट इर्काड-फ्रांस के प्रेसिडेंट डॉ. जैक्स ने बताया कि यह संस्थान असाधारण स्तर की प्रशिक्षण सुविधा प्रदान करता है। जिसके माध्यम से हर साल सर्जिकल विशेषज्ञताओं के 8,800 से अधिक सर्जन तैयार होते हैं। 800 से अधिक अंतरराष्ट्रीय विशेषज्ञों की भागीदारी और आत्म-प्रतिबद्धता ही इस संस्थान की सफलता की कुंजी है।

सैम्स में विश्वस्तरीय सर्जिकल ट्रेनिंग एवं आरएंडडी सेंटर "इर्काड इंडिया" का गठन



10 रोबोट्स के जरिये रोबोटिक (दूरबीन) ट्रेनिंग

इर्काड इंडिया के प्रेसिडेंट डॉ. मोहित भंडारी ने कहा कि सैम्स और इसकी हाइटेक यूनिट "मोहक सुपरस्पेशलिटी हॉस्पिटल" में एशिया के रोबोटिक सर्जिकल ट्रेनिंग हब हैं। हम जल्द ही यहाँ ट्रेनिंग के लिए रोबोट्स की संख्या दो अंकों में (10 तक) पहुंचाने वाले हैं। जिनके जरिये मिनिमम एक्सेस सर्जरी, ज्वाइंट रिप्लेसमेंट, एंडोस्कोपी, हड्डी, पेट, गाइनी, ईएनटी व कैंसर आदि से जुड़े ऑपरेशनों की रोबोटिक

(दूरबीन के जरिये) सर्जरी की ट्रेनिंग श्री अरबिंदो अस्पताल में दी जायेगी। जिसका लाभ इंदौर तथा भारत के डॉक्टरों के साथ-साथ सार्क देशों के डॉक्टर्स भी उठा सकेंगे। यहाँ ये तथ्य विशेष रूप से उल्लेखनीय है कि हमारा संस्थान इंडिया में सेंट्रली लोकेटेड होने से समूचे देश और सार्क देशों के लोगों के लिए इजिली एप्रोचेबल है।

800 बेरियाट्रिक और 400 गेस्ट्रोएंटोलॉजिस्ट को ट्रेनिंग

वाइस प्रेसिडेंट इर्काड-इंडिया डॉ. महक भंडारी ने बताया कि विश्व भर के डॉक्टरों और स्टूडेंट्स के लिए रिसर्च और ट्रेनिंग की सुविधा सैम्स व मोहक हाइटेक हॉस्पिटल में पहले से ही उपलब्ध है। यहाँ अमेरिका, इटली, जापान, जर्मनी, ब्राजील, इजिप्ट, अल सल्वाडोर, बहामास, नामीबिया, तेल अबीब जैसे अनेक देशों समेत देश-विदेश के 800 से ज्यादा बेरियाट्रिक सर्जन और 400 से ज्यादा गेस्ट्रोएंटोलॉजिस्ट ट्रेनिंग ले चुके हैं। इस अवसर पर डॉ. जैक्स ने सैम्स में मध्य भारत के सबसे पहले बायप्लेन कैथलैब, मोनोप्लेन कैथलैब और हार्ट कमांड यूनिट के आईसीयू का उद्घाटन भी किया। कार्यक्रम में डीन आर.आर. वाबरे और डीन (स्टूडेंट्स वेलफेयर) डॉ. जयश्री तापड़िया सहित सभी सीनियर डॉक्टर्स, फैकल्टी मेंबर्स और सीनियर स्टूडेंट्स सम्मिलित हुये।



Congratulations Dr. Shweta Bhandari

Microwave ablation procedure for foetal reduction introduced

OUR STAFF REPORTER
city.indore@fpj.co.in

Central India achieves a medical milestone as Dr Shweta Bhandari, a distinguished consultant in Maternal and Foetal Medicine, pioneers the inaugural Foetal Reduction Procedure employing Microwave Ablation. This technique signifies a significant advancement in regional healthcare.

Foetal reduction, also known as selective reduction, which is a medical procedure performed when a woman is pregnant with higher-order multiple pregnancies (twins, triplets,) but chooses to reduce the number of foetuses to improve the chances of a healthier pregnancy outcome. This decision is often made due to medical reasons. The procedure typically involves terminating one or more foetuses while leaving the rest of the pregnancy intact. It's a complex and sensitive decision that requires careful consideration and consultation with healthcare professionals.

This higher-order multiple



pregnancy leads to risk for the baby as well as mother - like premature babies, higher blood pressure and diabetes for mothers, and in order to reduce the risk and have a healthier baby, the foetal reduction process is resorted to.

The procedure of this reduction generally depends upon the number of placentas. The placenta is an organ that develops in the uterus during pregnancy. This structure provides oxygen and nutrients to a growing baby. It also removes waste products from the baby's blood.

If there are two different placentas, it is referred to as a dichorionic placenta. In

this condition, there is no connection between the babies; the afterbirths are separate, and the blood vessels of each baby are distinct. On the other hand, a single placenta is termed monochorionic, where the babies have an intertwine connection, and the blood vessels are shared. Attempting to reduce one baby in this scenario may impact the other baby in the womb.

Hence in monochorionic pregnancies, advanced techniques like microwave ablation may be utilised. This involves inserting a fine cord into the stomach of the selected baby for reduction, ensuring safety for the other baby in the womb.

Dr Mahak Bhandari teaches nuances of robotic surgery

OUR STAFF REPORTER

city.indore@fpj.co.in

A workshop was conducted on robotic surgery at Mohak Super Speciality Hospital to educate doctors about robotic laparoscopic surgery for hernia, gallbladder, and appendix. 'Minimum risk, maximum accuracy, relatively less bleeding, less pain, and better surgery in less time with excellent results—these are some of the advantages of robotic

advanced laparoscopic surgery,' said Dr Mehak Bhandari, vice president of IRCAD-India and a renowned robotic surgeon.

Dr Bhandari gave practical training in 11 robotic surgeries over 5 hours to 15 doctors and surgeons from across the state. He emphasised that accuracy is the biggest advantage of robotic surgery, and another benefit is the robot's highly powerful mechanical arm, enabling doctors to perform even on heavy fat portions.

The founder president of the hospital, Dr Vinod Bhandari, said that Dr Mehak is the only surgeon in Madhya Pradesh to perform robotic hernia surgery and is the one who initiated general robotic surgery. During the workshop, Dr Mehak performed robotic surgery on normal hernia, hiatus hernia, and recurrent hernia patients using the da Vinci surgical system, which includes a robot, console, and high-definition 3D imaging.

डॉ. महक भंडारी ने मध्य प्रदेश के डॉक्टरों को सिखाई, रोबोटिक सर्जरी की बारीकियाँ

वर्ल्ड वाइड लाइव ओ.टी. वर्कशॉप में महज 5 घंटे में हर्निया, गॉलब्लैडर और अपेंडिक्स के 11 मरीजों की रोबोटिक लेप्रोस्कोपिक सर्जरी की



भास्कर संवाददाता | इंदौर

कम से कम रिस्क, अधिक से अधिक एक्जुरेसी, कम दर्द, कम समय में बेहतर सर्जरी और बेहतरीन रिजल्ट्स ये कुछ ऐसे फायदे हैं जो रोबोटिक, एडवॉंस लेप्रोस्कोपिक सर्जरी को लोकप्रिय बनाते हैं। यह बात इंडो-इंडिया के वाइस प्रेसिडेंट व देश के जाने-माने रोबोटिक सर्जन डॉ. महक भंडारी ने मोहक सुपर स्पेशलिटी हॉस्पिटल में रोबोटिक सर्जरी पर आयोजित ओ.टी. वर्कशॉप में कही। इस वर्कशॉप में प्रदेश के चुनिंदा 15 डॉक्टरों और सर्जनों को 5 घंटे में 11 रोबोटिक सर्जरी की प्रैक्टिकल ट्रेनिंग दी।

डॉ. विनोद भंडारी ने बताया कि डॉ. महक हर्निया की रोबोटिक सर्जरी करने वाले मध्य प्रदेश के इक्कीते सर्जन हैं। दा विंची सर्जिकल सिस्टम (जिसमें रोबोट, कंसोल और हाई-डेफिनिशन 3डी इमेजिंग शामिल है) के जरिए वर्कशॉप के दौरान डॉ. महक ने नॉर्मल हर्निया के साथ-साथ हाइटस हर्निया और रिकरेंट हर्निया पेशेंट्स की भी रोबोटिक सर्जरी की। उन्होंने गॉलब्लैडर और अपेंडिक्स के मरीजों की भी सफल रोबोटिक एडवॉंस लेप्रोस्कोपिक सर्जरी के जरिए डॉक्टरों को प्रशिक्षित किया। अब हर 2 महीने में एक लाइव वर्कशॉप की जाएगी।

मेडिकल ट्रीटमेंट को और प्रभावी बनाती है होलिस्टिक एप्रोच



इंदौर | पारंपरिक चिकित्सा को बढ़ावा देने श्री अरबिंदो इंस्टिट्यूट ऑफ मेडिकल साइंसेस ने अनूठी पहल की। बुधवार को प्रदेश के आयुर्वेद विशेषज्ञों एवं अन्य क्षेत्रों के जानकारों से वीडियो कॉन्फ्रेंसिंग के जरिए विचारों का आदान-प्रदान कर पारंपरिक चिकित्सा के साइंफिक दस्तावेजीकरण और उसे देश-दुनिया में मान्यता दिलाने पर चर्चा की गई। संस्थान के फाउंडर चेयरमैन डॉ. विनोद भंडारी ने कहा, शुरुआती स्तर पर चुनिंदा तरह के कैंसर, कार्डियक प्रिवेंशन, ऑर्थोराइटिस, गायनिक, सिकल सेल, स्किन डिजीज और स्टोन जैसी बीमारियों के निदान में पारंपरिक उपचार के कारगर तरीकों को अपनाया जाएगा। इनमें मिली सफलता मिलने पर दूसरी बीमारियों का भी पारंपरिक तरीकों से इलाज किया जाएगा। उन्होंने कहा, जानकारों के ज्ञान को अध्ययन और शोध कार्यों के साथ प्रामाणिक और वैज्ञानिक तरीके से आधुनिक चिकित्सा के साथ जोड़ा जाए तो इस होलिस्टिक एप्रोच से मेडिकल ट्रीटमेंट और प्रभावी हो जाएगा।

सर्जिकल आईसीयू का उद्घाटन

25 दिसम्बर 2023 को, SAMC और PGI, इंदौर में सर्जिकल आईसीयू का उद्घाटन प्रो चांसलर डॉ. महक भंडारी के हाथों संपन्न हुआ।

5 वें मंजिल पर एक नया, सुसज्जित सीआईसीयू बनाया गया है जिसमें सेंट्रल मॉनिटर और सभी आधुनिक साधन स्थापित किए गए हैं, जो मरीजों के शीघ्र स्वास्थ्य सुधार में मदद करेंगे। सीआईसीयू में 25 बेड्स हैं, जिसमें 16 बेड्स सर्जरी और संबद्ध शाखाओं के लिए होंगे और 9 बेड्स ऑपरेशन के बाद के मरीजों के लिए आवंटित हैं। सीआईसीयू के निर्माण में चांसलर डॉ. मंजुश्री भंडारी और प्रो चांसलर SAIMS विश्वविद्यालय डॉ. महक भंडारी का मार्गदर्शन रहा है।

उद्घाटन समारोह में सभी HODs, संकाय और पोस्टग्रेजुएट और नर्सिंग स्टाफ मौजूद थे।



Cadaveric Oath Ceremony at SAMC & PGI Department Of Anatomy, 1st M.B.B.S. BATCH 2023-24



Cadaver is every Doctors first teacher. During MBBS 1st Professional year students learn different anatomical aspect on the cadaver. However, the most important thing they are expected to learn is empathy, respect, gratitude towards the cadaver and sense of thankfulness to the family who donated the cadaver. To instill these qualities Department of Anatomy of SAMC & PGI, conducted Cadaveric Oath ceremony on 09/12/23.

During the ceremony Dr. Manjunath V. Motagi Prof.& HOD Anatomy welcomed the students and esteemed faculty members. He enlightened the students on the importance of cadaver as first teacher and emphasized on Cadaveric Oath is the first step for Good Doctor in making. Honorable founder Chairman Dr. Vinod Bhandari sir addressed the students and sensitized regarding body donation, organ donation, organ transplantation and importance of Embalming Techniques for cadaveric workshops to enhance skill development. This was followed by administration of Cadaveric Oath by Dr. Dr. Jayshree Tapadia, Dean student welfare SAIMS University. All Faculty & students offered flowers as gesture of respect towards cadaver. The whole ceremony could not have been possible without zealous participation of faculty (Teaching & Non-Teaching) of Dept. of Anatomy and HODs & faculties of various Departments.



REPORT ON CISP-III (IN-HOUSE), CISP-III & BCME (DECEMBER 2023)

“An investment in knowledge pays the best interest” - Nelson Mandela

BCME-(Basic Course in Medical Education) workshop was conducted from 14th to 16th December, 2023, in which 29 participants from various medical colleges of Madhya Pradesh participated. This workshop was conducted under the aegis of Sri Aurobindo Medical College & PG Institute, Indore, Founder Chairman Dr. Vinod Bhandari, Chairperson Dr. Manjushree Bhandari.

Venue: Regional Training Centre, Medical Education Unit, SAIMS, Indore.

CISP-III (Curriculum Implementation Support Program) workshop was attended by 30 in-house participants from Sri Aurobindo Medical College and PG Institute, Indore from 11th -12th December, 2023 whereas CISP-III workshop was conducted for the 29 participants of various medical colleges across Madhya Pradesh from 21st -22nd December, 2023. The inauguration session was conducted by Dr. Nitin Nema, Convenor, RTC, MEU, SAIMS, Indore in the presence of Dean Dr. R.R. Wavare and Dr. Praveen Arora, Co-convenor.

The routine of beginning the workshop with morning prayer was followed religiously at the beginning of each day's session.

The lectures were conducted by resource faculties Dr. Nitin Nema, Dr. RR Wavare, Dr. Praveen Arora, Dr. K.K. Arora, Dr. Manjunath Motagi, Dr. Kavitarati Dharwadkar and Dr. Pooja Reddy as well as newly inducted resource faculty members viz. Dr. Rajeev Shukla, Dr. Apurv B. Thakur, Dr. Deepa Nair, Dr. Vishal Surwade, Dr. Prachi Paliwal and Dr. Bandita Medhi.



NMC Regional Center for Medical Education Technologies Sri Aurobindo Medical College & P.G. Institute Indore (M.P.) Curriculum Implementation Support Program (CISP-III) Workshop FOR In-House SAIMS, Indore 11th to 12th December 2023



Left to Right Sitting (1) Dr. Thakur Apurv Bhupendra (2) Dr. Prachi Paliwal (3) Dr. Bandita Medhi (4) Dr. Pooja Reddy (5) Dr. Chhaya Goyal (6) Dr. Nitin Nema (Convenor, NMC, RTC, SAIMS) (7) Dr. Vinod Bhandari (Founder Chairman, SAIMS) (8) Dr. Manjushree Bhandari (Chairperson, SAIMS & Chancellor, SAU) (9) Dr. Mahak Bhandari (Pro-Chancellor, SAU) (10) Dr. R.R. Wavare (Dean) (11) Dr. Praveen K. Arora (Co-convenor NMC, RTC, SAIMS) (12) Dr. K.K. Arora (MEU Coordinator)

(13) Dr. Manjunath Motagi (14) Dr. Vishal B. Surwade (15) Dr. Kavitarati Dharwadkar (16) Dr. Deepa Ravindranath Nair

Standing 1st Row:- (1) Dr. Piyu Jain (2) Dr. Sayali Kulkarni (3) Dr. Faiz Ahmed Khan (4) Dr. Ankita Maheshwari (5) Dr. Sonam Verma (6) Dr. Deepika Malik (7) Dr. Pradeep Choudhary (8) Dr. Vishal R Munjal (9) Dr. Devendra Nayak (10) Dr. Shreya Thatte (11) Dr. Gunjan Kela (12) Dr. Nikita Ranjan (13) Dr. Sarita Gohiya

Standing 2nd Row (1) Dr. Abhijeet Khandelwal (2) Dr. Ankur Agrawal (3) Dr. Jitendra U. Keshwani (4) Dr. Apurva Tiwari (5) Dr. Himanshu Mansharamani (6) Dr. Swapnil Kumar Barasker (7) Dr. Hemant Vanjare (8) Dr. Praveen Surana (9) Dr. Anurag Manoj Srivastava (10) Dr. Manoj Kela (11) Dr. Pradeep Kumar Gupta

Standing 3rd Row (1) Dr. Rishi Kant Vashistha (2) Dr. Abhishek Kansal (3) Dr. Rajeev Shukla (4) Dr. Rohan Chaphekar (5) Dr. Mohan Gadodiya (6) Dr. Sanjay Datey



NMC Regional Center for Medical Education Technologies Sri Aurobindo Medical College & P.G. Institute Indore (M.P.) Basic Course in Medical Education (BCME) Workshop FOR M.P. State 14th to 16th December 2023



Left to Right Sitting (1) Dr. Vishal B. Surwade (2) Dr. Pooja Reddy (3) Dr. Chhaya Goyal (4) Dr. Praveen K. Arora (Co-convenor NMC, RTC, SAIMS) (5) Dr. R.R. Wavare (Dean) (6) Dr. Manjushree Bhandari (Chairperson, SAIMS & Chancellor, SAU) (7) Dr. Vinod Bhandari (Founder Chairman, SAIMS) (8) Dr. Nitin Nema (Convenor, NMC, RTC, SAIMS) (9) Dr. Manjunath Motagi (10) Dr. Rajeev Shukla (11) Dr. Bandita Medhi (12) Dr. Prachi Paliwal (13) Dr. Deepa Ravindranath Nair
Standing 1st Row:- (1) Dr. Aparajita Tomar (2) Dr. Parul Nema (3) Dr. Rashmi Tomar (4) Dr. Archana Verma (5) Dr. Shabana Sultan (6) Dr. Veena Yesikar (7) Dr. Manjusha Goel (8) Dr. Shrikrishna Nagorao Bamne (9) Dr. Susheel Kumar Soni (10) Dr. N.S. Chandel (11) Dr. Sunil Bajoliya (12) Dr. Mohammad Ilyas (13) Dr. Sapna Maheshram (14) Dr. Nitish Baisakhiya (15) Dr. Chandramohan S Reddy (16) Dr. Swapnil Jain
Standing 2nd Row (1) Dr. Rajendra Singh Paviaya (2) Dr. Amit Maheshwari (3) Dr. Rahil Nidhan (4) Dr. Amarjeet Singh Chhabra (5) Dr. Shabech Nasar (6) Dr. Pankaj Sharma (7) Dr. Anant Kumar Rakhonde (8) Dr. Amarnath Gupta (9) Dr. Narendra Singh Patel (10) Dr. Talha Saad (11) Dr. Manceesh Jain (12) Dr. Sumit Rawat (13) Dr.



NMC Regional Center for Medical Education Technologies Sri Aurobindo Medical College & P.G. Institute Indore (M.P.) Curriculum Implementation Support Program (CISP-III) FOR M.P. State 21th to 22nd December 2023



Left to Right Sitting (1) Dr. Thakur Apurv (2) Dr. Prachi Paliwal (3) Dr. Rajeev Shukla (4) Dr. Bandita Medhi (5) Dr. Kavitarati Dharwadkar (6) Dr. Pooja Reddy (7) Dr. Nitin Nema (Convenor, NMC, RTC, SAIMS) (8) Dr. Vinod Bhandari (Founder Chairman, SAIMS) (9) Dr. R.R. Wavare (Dean) (10) Dr. Praveen K. Arora (Co-convenor NMC, RTC, SAIMS) (11) Dr. K.K. Arora (12) Dr. Manjunath Motagi (13) Dr. Deepa Ravindranath Nair (14) Dr. Vishal B. Surwade
Standing 1st Row:- (1) Dr. Sunil Bajoliya (2) Dr. Namit Garg (3) Dr. Amarjeet Singh Chhabra (4) Dr. Anjali Kanhere (5) Dr. Pragati Chavan (6) Dr. Bhawna Gupta (7) Dr. Poorva Gohiya (8) Dr. Nisha Panwar (9) Dr. Madhu Goyal (10) Dr. Rashmi Jaiswal (11) Dr. Shiv R.K. Dubey (12) Dr. Archana Verman (13) Dr. Praveen Kumar Tagore (14) Dr. Diwashish Biswas (15) Dr. Vikrant Kabirpanthi
Standing 2nd Row (1) Dr. Shailendra Patel (2) Dr. Iqbal Mohammed Ansari (3) Dr. Swati Sharma (4) Dr. Amita Sharma (5) Dr. Deepti Agnihotri (6) Dr. Arun Bhatnagar (7) Dr. H.M. Mangal (8) Dr. Abhilash Kumar Pithawa (9) Dr. Anil Kumar Dixit (10) Dr. Milind Shiralkar (11) Dr. Yashveer J.K. (12) Dr. Sanjay Chourasiya (13) Dr. Omprakash Nayak (14) Dr. Anurva Khare

MP CUTICON 2023 (25-26th November)

MP CUTICON 2023 held in Ujjain marked a noteworthy occasion for the Department of Dermatology SAMC and PGI, Indore (MP) boasting enthusiastic involvement from both faculty and residents. Dr. Kailash Bhatia (Prof. and Head of Department) and Dr. Chaitanya Namdeo (Prof.) delivered engaging lectures, while Dr. Sanyam Mehta and Dr. Varsha Kachhawaha showcased their expertise in the IADVL GSK National Quiz. The residents presented a variety of papers and posters, and it's worth celebrating Dr. Nischay Saxena's achievement of the 1st Prize in the Award Paper category, as well as Dr. Abhishree Bansal's recognition with the second prize in the Free Paper category.



Dr. Nischay Saxena receiving award.



Dr. Abhishree Bansal presenting paper.

NAME		TOPICS
Dr. Kailash Bhatia	Lecture	My experience in Managing autoimmune blistering diseases with Rituximab
Dr. Chaitanya Namdeo	Lecture	Clinical spectrum of Neutrophilic Dermatoses
Dr. Abhishree Bansal	Paper	Clinico-dermoscopic study of onychomycosis
Dr. Anmol Tiwari	Paper	Assessment and analysis of patch test results in patients with allergic contact dermatitis
Dr. Varsha Kachhawaha	Paper	Assessment of risk factors for post herpetic neuralgia in patients with herpes zoster
Dr. Virendra Marko	Paper	A retrospective study : pre and post treatment VDRL dilution in syphilis patient
Dr. Aaruni Bharadwaj	Paper	Clinico-histopathological correlation of Pyoderma Gangrenosum - A case series
	Poster	A case of Epidermolysis Bullosa ? A puzzle
Dr. Bharat Ratnani	Paper	Conjugal syphilis: Investigating VDRL and TPHA test positivity concordance in spousal relationships - A retrospective study
	Poster	POSTER 1 - A case of ACTINOMYCETOMA with hypertrichosis over the affected foot POSTER 2 - A case of cutaneous metastatic deposits in a patient of gall bladder adenocarcinoma
Dr. Nischay Saxena	Paper	An intriguing case series of atypical presentations of dermatoses in pregnancy
Dr. Prakhar Gupta	Poster	A severe case of Adult Varicella with Hemophagocytic Lymphohistiocytosis
Dr. Prerna Gautam	Paper	Clinico Etiological study of Erythroderma
	Poster	A case of Lupus Vulgaris

First Rigid Thoracoscopy in Central India.

Dr. Abhijeet Khandelwal (HOD), Dr. Ankur Agarwal, Dr. Piyu Jain, Dr. Navdeep Labana, Dr. Prakash Joshi
Department Of Respiratory Medicine, SAIMS & PGI Started The Very First Rigid Thoracoscopy in Central India.

Thoracoscopy employs an optical system to examine the pleural cavity and perform diagnostic and therapeutic procedures. Thoracoscopy is an essential tool in the evaluation of patients with pleural effusion who remain undiagnosed despite a thorough pleural fluid workup. Malignancy and tuberculosis are the two most common etiologies in such patients having completely different prognosis. Despite thorough clinical assessment and initial investigations including closed pleural biopsy, the cause of around 20% of PE may remain undetermined.

Indications:

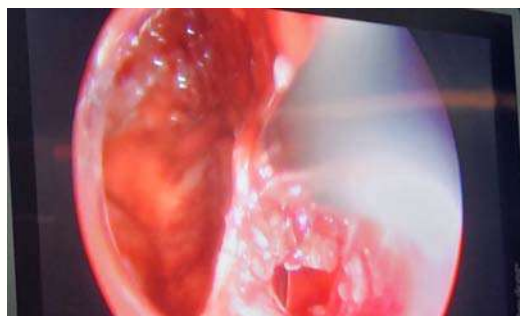
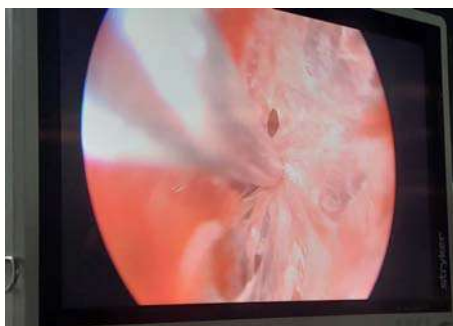
- Pleural Effusions Of Unknown Etiology / Undiagnosed Pleural Effusions.
- Staging In Lung Cancer And Mesothelioma
- Empyema And Complicated Septated Parapneumonic Effusions
- Pleurodesis With Talc Poudrage
- Pneumothorax
- Lung Biopsy

A significant proportion of patients with straw-colored effusion can present with malignancy and vice versa. A few with ADA above 40 were diagnosed as having malignancy. Therefore, tissue-based biopsy with thoracoscopy can be easily performed to make a correct diagnosis with huge future implications in such patients. In recurrent exudative pleural effusion when diagnosis is uncertain, thoracoscopy is recommended by British Thoracic Society Pleural Disease Guideline 2010.

Rigid medical thoracoscopy has a very high diagnostic yield with few complications. Rigid thoracoscopy is a safe procedure for diagnosing pleural effusion of undiagnosed etiology. It had a diagnostic yield of 98.8% in one study with few complications (Kumar et al. The Egyptian Journal of Bronchology (2023) 17:60).

Rigid Thoracoscopy Provide The Benefit Of Better Vision, Better Bits Of Biopsy Tissues and Additional Adhesiolysis.

Rigid thoracoscopy is a short time procedure can be done under Local anesthesia with moderate sedation or General anesthesia if needed. This Facility Is Available For All Your Indicated Patients along With Free For Ayushman, ESIC And CGHS Patients.



ORBIT SYMPOSIUM - DEPT. OF OPHTHALMOLOGY

The 'Orbit symposium', under horizontal aetcom was conducted by the Department of Ophthalmology and OMFS at Tulip Hall ,SAMC and PGI Indore on 4th November 2023.

The program was held under the guidance of Dr. Shreya Thatte (Professor And HOD, Department of Ophthalmology) and Dr. Geeti V. Mitra (Professor and HOD Department of OMFS) in which the basics of Orbital Anatomy and clinical approach to orbital fractures was discussed in detail.

The post graduate student of OMFS & Ophthalmology department presented and actively participated in the discussion.

Dr. Nitansha Yadav discussed the anatomy of orbit and its fissures and foramina. Dr. Pradeep Kashyap (PG student OMFS) presented a lecture on orbital fractures.

Dr. Abhinav Jaiswal elaborated upon the different surgical approaches in orbital fractures.

Students gained an insight about the Multidisciplinary approach to management of orbital fractures. This meeting was a great experience for post graduate students of both the departments.



Dr. Shreya Thatte
Prof. & HOD
Dept. of Ophthalmology

NABL ACCREDITATION

SAIMS Clinical & Molecular Laboratory fulfills their responsibility with efficiency, effectiveness and as per standard ISO 15189:2012 & NABL 112.

We proudly share wonderful NEWS with all of you that we had applied for NABL Accreditation of 102 test Parameters / Components. It was a 121 pages application which has been accepted along with Quality manual in ONE GO. It is a collective effort of dedicated team including faculty members & technical staff of Pathology, Biochemistry, Microbiology and Molecular Biology.

NABL assessment is expected in near future, so we seek kind cooperation and support of all the Clinical Departments. We are sharing herewith list of test parameters which are included in proposed scope for NABL accreditation.

As Quality Assurance is a continuous process, SAIMS Clinical & Molecular Lab is committed to follow high level of excellence and standard for continual improvement.

Dr. Kamal Malukani
Professor, Pathology,
Lab Head & Quality Manager,
SAIMS Clinical & Molecular Laboratory.

SAU hosted a conference in support of the government's "Viksit Bharat 2047" project

Exciting times at Sri Aurobindo University! Yesterday, we hosted a conference in support of the government's "Viksit Bharat 2047" project, organized by our amazing Dean of Student Welfare, Dr. Jaishree Tapadia.

The conference featured the launch of the Idea Portal by honorable Prime Minister Shri Narendra Modi, who, via video conference, highlighted the importance of youth development in shaping a self-sufficient nation. He drew parallels between the struggles for independence and our current mission for national progress. PM Modi stressed that each of us plays a crucial role in achieving the \$8 trillion economy target. Let's not only focus on personal growth but also contribute to the nation's prosperity.

To fuel innovation, the PM encouraged sharing fresh ideas for national development on the portal. The best ideas won't just be recognized; they'll be rewarded! Dr. Anand Misra echoed these sentiments, emphasizing the importance of guiding youth on the right path. Following this, Dr. Jaishree Tapadia announced an exciting extempore and essay writing competition on sustainable development and economic growth.



Sri Aurobindo Institute of Speech & Hearing organized Fresher's Welcome Program

Sri Aurobindo Institute of Speech & Hearing organized much-awaited Fresher's Welcome Program on 29th Dec. 2023 at Sri Aurobindo University Indore. It was a day of sensational performances, where our talented students showcased their dancing skills and dazzled the stage with a myriad of other entertaining activities. It kicked off the academic year with a bang and created memories that will last a lifetime.



SAIMS COLLEGE OF NURSING, INDORE

DEPARTMENT OF COMMUNITY HEALTH NURSING

PULSE POLIO VACCINATION CAMPAIGN (10 - 12 DECEMBER 2023)



SAIMS College of Nursing had participated in so many outreach activities. Here, we shared some glimpses of Pulse Polio Vaccination campaign coordinated by Community Health Nursing Department, Indore, Madhya Pradesh. All the activities which are being conducted by Community Health Nursing Department are done under the guidance of Dr. Prerna Pandey, Principal SAIMS College Of Nursing, Mr. Avadhesh Sharma, HOD Community Health Nursing Department. Mr. Hemant Chourasiya, Associate Professor & Ms. Kavita Pal, Associate Professor, Community Health Nursing Department. Their meritorious support has laid various activities in and out of the premises.

Here we are sharing few glimpses of Pulse Polio Vaccination campaign was held on – **MANGILAL CHURIYA HOSITAL, NANDANAGAR ZONE, INDORE**

THEME – “VACCINE WORKS FOR ALL”

Pulse Polio Vaccination Duties – The second phase of pulse polio campaign 2023. “Pulse Polio Campaign; was on 10 th December 2023 -12 th December 2023. The children below five years of age were covered in the first day of campaign launched at the booth. The target of administering polio drops to 5.22 lakh children in the district. In order to achieve 100% pulse polio vaccination in Indore (M.P.), the honourable collector of Indore DR. Ilayaraja T took help from various nursing colleges to build a manpower of health workers, for vaccinating the children below five years of age at various focal point in Indore city. Our B.sc Nursing 5 th Semester students had participated in Pulse polio vaccination campaign. Total 100 students from Sri Aurobindo College of Nursing, SAU contributed in polio campaign with the mission to complete target over 5L children in Indore. The students had participated with full enthusiasm and contributed their full dedication in order to achieve 100% polio vaccination campaign in Indore city.

Pulse Polio Campaign was coordinated by the guidance of Mr. Avadhesh Sharma, HOD Community Health Nursing Department, Mr, Hemant Chourasiya Associate Professor & Ms. Kavita Pal, Associate Professor Community Health Nursing Department & Mrs. Pooja Chauhan Assistant Professor, Mr. Lucky Patel and Ms. Sneha Sullere B.Sc. Tutor, had been successfully organized and their contribution in all the activities was remarkable.



SAIMS COLLEGE OF NURSING, INDORE DEPARTMENT OF COMMUNITY HEALTH NURSING WORLD AIDS DAY 1st DECEMBER 2023

SAIMS College of Nursing had participated in so many activities. Here, we share some glimpses of world AIDS Day organized by Community Health Nursing Department, Indore. All the activities which are being conducted by Community Health Nursing Department are done under the guidance of Dr. Prerna Pandey, Principal SAIMS College Of Nursing, Mr. Avadhesh Sharma, HOD Community Health Nursing Department. Mr. Hemant Chourasiya, Asso. Pro., Ms. Kavita Pal, Asso. Pro., Community Health Nursing Department. Their meritorious support has laid various activities in and out of the premises.

THEME – “LET COMMUNITIES LEAD”, ACTIVITIES – POSTER COMPETITION : RANGOLI COMPETITION
HONORABLE GUEST/JUDGES - RANGOLI COMPETITION –Dr. Jayshree Tapadiya, HOD Physiology Department, Dean of Student Welfare SAU Dr. Prachi Shaw, HOD Microbiology Department, **POSTER COMPETITION –**Dr. Ajit Deshpande, HOD Community Medicine Department, Dr. Jayshree Bute, Professor Community Medicine Department. This important awareness day remains a time on our worldwide response to HIV/AIDS while remembering and honoring the lives of those with HIV, as well as that risk for infection. Here's how communities, especially those most affected by HIV, have been demonstrating their resilience, innovation. And unwavering commitment to end HIV by 2030. together, we can end the stigma. Let's spread Together awareness, not the virus by elaborating the treatment criteria and unity among the communities. Each and every disease needs preventable measures to be cure and share healthy lifestyle and environment on the society. BSc (N) 5th Semester students and GNM (N) Third year students was participated poster and Rangoli competition on the occasion of World AIDS Day 2023. on the theme “Let Communities Lead”. Our honorable guest was welcomed by Dr. Prerna Pandey, Principal SAIMS College Of Nursing, Mr. Avadhesh Sharma, HOD Community Health Nursing Department, Ms. Kavita Pal, and Associate Professor. Total 91 students from Sri Aurobindo College of Nursing, has participated in on world AIDS. The winners of the poster and Rangoli competition had received the certificates and prize for the encouragement.

World AIDS Day Programme coordinated by the guidance of Mr. Avadhesh Sharma, HOD Community Health Nursing Department, Mr. Hemant Chourasiya Associate Professor, Ms. Kavita Pal Associate Professor Community Health Nursing Department Mrs. Megha Kurmi Mrs. Pooja Chauhan Assistant Professor, Mr. Lucky Patel and Ms. Sneha Sullere B.Sc. Tutor, their contribution in all the activities was remarkable.



Congratulations Dr.Saket Jati President – MP Orthopedic Association

राष्ट्रीय सम्मेलन आईओएकॉन में एमपी ऑर्थोपेडिक एसोसिएशन को मिला रजत पदक



एम पी ऑर्थोपेडिक एसोसिएशन को मिला रजत पदक



Dr.Pradeep Choudhary, HOD Orthopedics



Invited as Faculty in 68th Annual conference of Indian Orthopaedic Association at Lucknow. I delivered 2 lectures one in KT Dholakia CME and other in Main conference.



Dr Kavitarati Dharwadkar, Prof and Head, Director Clinical Biochemistry was felicitated with prestigious Fellowship award of AMBI (Association of Medical Biochemists of India) during. 30th Annual Conference, **AMBICON 2023** , held from 13 to 16th December, at Mumbai. Dr Kavitarati Dharwadkar was Guest Speaker at 30th Annual Conference, **AMBICON 2023** , held from 13 to 16th December, at Mumbai. Topic: Newborn Screening Hurdles and way out



CONGRATULATIONS

Physiotherapy Department

Our Physiotherapy students were proudly deputed to the West Zone Inter University Badminton Tournament (Men's) on 23-24 Dec. at DAVV University Indore for the National Badminton Tournament 2023 as Sports Physiotherapists



At Sri Aurobindo University, we believe in providing not just theoretical knowledge but also valuable on-field exposure to our dedicated Physiotherapy students.

Lecture on 'Discography for Discogenic Pain' and conducted a workshop on 'USG screening and Interventions of Shoulder Joint'

Dr. Swapnil Kumar Baraskar was invited as faculty at the 6th National conference ISPCCON (Pain Medicine), at KGMC, Lucknow. to take a Lecture on 'Discography for Discogenic Pain' and conducted a workshop on 'USG screening and Interventions of Shoulder Joint'



Dr. Mansi Choudhary

Certificate of Appreciation "Promoting, Protecting and Supporting Natural Birth" in state conference SOMI M.P.

Dept. of Paediatrics Proud moment for our Department.!!!

Our post graduate students have won us accolades in state conference MP Pedicon at Ujjain. Dr Apurva Golait won 1st prize in oral paper presentation and Dr Apurva Gupta got 3rd prize in poster presentation. Many others too actively participated in paper and poster presentation.

From our institute, we had an active involvement and participation from our faculty as well, who delivered their talks and made remarkably impressive presence felt at MP Pedicon. Dr K.K. Arora, Dr Ankita Maheshwari, Dr Gaurav Mogra, Dr Prashant Agarwal, Dr Swati Jain, Dr Sumit Kumar Singh.

DR GUNJAN KELA, HEAD OF DEPT, PAEDIATRICS, also delivered a talk on UTI in children in state conference MP Pedicon, Ujjain.



SAIMS Encourages Voting

Free health checkup for every voter at Sri Aurobindo Hospital

OUR STAFF REPORTER
city.indore@tpj.co.in

Voting is a right as well as responsibility of all the citizens. In this view, Sri Aurobindo Hospital took an initiative to motivate the common people to vote.

Under this, general check-ups related to eyes, heart and teeth will be free of cost at Sri

Aurobindo Hospital on November 17th and 18th for all the people who cast the vote from 10 am to 3 pm.

Its objective is to make Indore the number one city in the country in terms of voting.

Dr Vinod Bhandari, founder chairman of the hospital said that any voter exercising his franchise on November 17 can

avail this two-day free health check-up facility.

For this, the voting symbol (blue ink) must be marked on his finger. In case of any doubt, the voter's documents will also be checked.

Therefore, all those wishing to undergo free testing should also bring the relevant documents along with them.



इंदौर 17-11-2023

City Plus

श्री अरविंदो अस्पताल में हर मतदाता का किया जाएगा मुफ्त स्वास्थ्य परीक्षण

इंदौर। आम लोगों को मतदान के लिए प्रेरित करने हेतु श्री अरविंदो अस्पताल ने एक अनूठी पहल की है। इसके तहत मतदान करने वाले सभी मतदाताओं को 17 व 18 नवंबर को सुबह 10 से दोपहर 3 बजे तक श्री अरविंदो अस्पताल में नेत्र, हृदय एवं दाँतों संबंधी सामान्य जांचे नि:शुल्क की जाएगी। इसका उद्देश्य इंदौर की स्वच्छता को ही तरह मतदान में भी देश का नंबर वन शहर बनाना है। ये जानकारी

अस्पताल के फाउंडर चेयरमैन डॉ. विनोद भंडारी ने दी। उन्होंने कहा कि 17 नवंबर को अपने मतदाताओं का प्रयोग करने वाला कोई भी मतदाता इस दो दिनी नि:शुल्क स्वास्थ्य जांच सुविधा का लाभ उठा सकता है। इसके लिए उसकी अंगुली पर वोट डालने की निशानी (नीली स्याही) अनिवार्य रूप से लगनी होगी चाहिए। किसी भी स्थिति में वोट के डायग्नोस्टिक भी चेक किए जाएंगे।

CONGRATULATIONS



7th Advanced Level Training in Pharmacovigilance cum Coordinators meeting for Madhya Pradesh & Chhattisgarh.

A one-day 'Advanced level training programme in Pharmacovigilance for Pharmacologists of M.P. & C.G. was organized by National Coordination Center – Pharmacovigilance Programme of India (PvPI) at Dept. of Pharmacology, AIIMS Bhopal on December 01st, 2023.

Dr. Chhaya Goyal (Coordinator, PvPI Centre), Dr. Pooja Reddy (Dy. Coordinator, PvPI Centre) and Mr. Mohammad Rafi (Pharmacovigilance Associate, PvPI) attended this annual event and shared their centre's experience on adverse drug reaction monitoring.

Dr. Pooja Reddy as one of the resource person delivered her talk on 'Approaches to incorporate Pharmacovigilance activity in medical curriculum' which was highly participated by the participants.



Dept. of Radiation Oncology

We treated a case of ca bacculaureate mucosa 3.1 x3 cm lesion in left buccaneers mucosa not involving both GB Sulcus and no nodes clinically and another patient with lesion in lower lip without neck nodes. Both patients were treated with external radiation followed by interstitial brachytherapy. After three months of brace we observed a complete response with a very good cosmetic result without any morbidity.



Dr.Virendra Bhandari
Prof & HOD Radiation Oncology

CONGRATULATIONS



Dr Deepika Malik, Associate Professor, Radiation Oncology was invited as faculty at the prestigious 3rd Indian Cancer Congress held from 2nd-5th November 2023 at Mumbai. She was a panelist in the discussion on the current and intriguing topic "Biology and Genomic based Radiotherapy in Lung Cancer – are we there yet?".

ICC is held once in 4 years as a collaboration between the four largest professional oncology societies of India- Association of radiation oncologists of India (AROI), Indian Association of Surgical Oncology, Indian Society of Oncology, and Indian Association of Medical and Paediatric Oncology.

Dr Malik also presented a poster paper "Survival outcomes and factors affecting survival in esophageal cancer patients treated with methotrexate and cisplatin based induction chemotherapy followed by concurrent chemoradiation using adaptive radiotherapy- a single institutional experience" as a representation from the institute.



Seven posters on various topics presented in Indian Cancer Congress at Mumbai.-Radiation Oncology



Dr. Virendra Bhandari
Prof. & HOD
Dept. of Radiation Oncology

CONGRATULATIONS



Pleased to share the recovery and discharge of this 4 month 4.5 kg infant who presented to us with severe breathlessness and failure to thrive . The patient was diagnosed to have Left side congenital diaphragmatic hernia and underwent THORACOSCOPIC LT DIAPHRAGMATIC HERNIA REPAIR (sixth infant in a series of 14 children) . The patient had a stormy pre- operative and c post - operative course which was managed successfully. Heartfelt gratitude to Dr. Gunjan Kela and team (paediatrics) and Sr Sarita Gohiya and team (anaesthesia) without whom this outcome would not have been possible. Kudos to Dr Chetan, Dr Priyadarshi, Dr Harshita, Dr Kartikeya and Dr Garv (surgery pgs) for taking care of the child. We could not have asked for a better Deepawali gift on the children's day .

*Dr Advait Prakash
Dr Pankaj Shastri*



CONGRATULATIONS

Dr Pragya Prakash, Assistant professor, Department of Ophthalmology received the best paper award in the free paper "Glaucoma" in the 46th MP state Ophthalmology conference at Ujjain .


CONGRATULATIONS



Dr. Vrushali Gadre II Yr P.G Resident of Pathology department SAMC & PGI, bagged second position for her scientific poster presentation in Rajasthan State Chapter Conference (RAJPATHCON 2023) organized on 25-26th November 2023 at Jodhpur.

CONGRATULATIONS

Dr Hiral Kotadia (Associate Professor, Psychiatry) authored 2 chapters in 2 books..(1) "Pharmacological Therapies in Behavioural Addiction" in the book "Behavioural Addiction - A Comprehensive Perspective"..(2) "Contemporary Interventions for Behavioural Addiction" in the book "Process Addiction - From the Clinician's Lens".

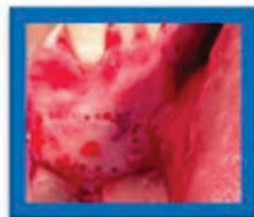


Dr. Hiral Kotadia
M.D. (Psychiatry)
Post Doctor Fellowship
Dept. of (Psychiatry)

BLOCK GRAFT SURGERY FOR RIDGE AUGMENTATION RECIPIENT SITE HARVEST SITE HARVESTED BLOCK GRAFT SCREWED GRAFT AT SITE



RECIPIENT SITE



HARVEST SITE



HARVESTED BLOCK GRAFT



SCREWED GRAFT AT SITE

Block graft surgery, a remarkable procedure within the field of Dental surgery, has emerged as a pivotal technique for restoring functionality and aesthetics in patients with significant bone loss in their jaws. We the team of oral surgeons and prosthodontists led by Dr.Rahul Chhajlani and Dr.Hemant Gadge assisted by Dr. Aanchal verma ,Dr.Divya Agrwal(PG),Dr. Kanika gupta(PG) and Dr.Muskan choudhari(PG) at Sri Aurobindo College Of Dentistry for the very first time performed this parasymphysis block graft surgery as a ridge augmentation procedure to further receive an implant to replace the missing tooth in 20 year old patient. This sophisticated procedure provides a renewed lease on life for those facing dental challenges, enabling them to enjoy a confident smile and the ability to chew with ease.

Activities of IMA Indore

कैसा लगे आपको यह जानकर कि उजबेकिस्तान से 60 वर्षीय एक पुरुष अपनी पत्नी और छोटे बच्चे के साथ लीवर ट्रांसप्लांट करने आए हैं और कोविड के लॉकडाउन में फँस जाए फिर एक दिन हृदय गति रुक जाए और अस्पताल में 45 मिनट तक सीपीआर दिया जाए ।

बड़ी मुश्किलों से जान बचे फिर पत्नी के 56 वर्ष के होने के बावजूद उनका लीवर लिया जाना निश्चित किया जाए क्योंकि जर्मनी से लीवर ट्रांसप्लांटेशन के लिए उनका बेटा कोविड के चलते अहमदाबाद ना आने पाये.

आज वह 60 वर्षीय पुरुष ढाई साल बाद भी लीवर ट्रांसप्लांट करा के स्वस्थ हैं और अपने भारत में उपचार करने के निर्णय को सराहते हैं ।

कुछ ऐसा ही किस्सा कल इंडियन मेडिकल एसोसिएशन इंदौर चौप्टर के सतत चिकित्सा ज्ञान सत्र में वर्णित हुआ जहां मैरिंगो – सिम्स हॉस्पिटल के कई अंग प्रत्यारोपण (ऑर्गन ट्रांसप्लांट) विशेषज्ञ एकजुट हुए. लिवर, बोन मैरो तथा हृदय ट्रांसप्लांट संबंधी चर्चाओं को एक नया आयाम दिया और इंदौर के चिकित्सकों को लाभान्वित किया कि किस प्रकार से भारत, चिकित्सा विज्ञान की अनिश्चितताओं एवं संभावनाओं के बिंदुओं को निश्चितता के साथ पूर्ण धनात्मक संभावना को रंग देते हुए भारत को एक मेडिकल हब के रूप में स्थापित करने के प्रयासों में एकजुट हो आगे बढ़ रहा है. बच्चों की थैलेसीमिया जैसे रोग में भी बोन मैरो ट्रांसप्लांट के विभिन्न बिंदुओं पर विस्तृत चर्चा की गई ।

चिकित्सा विज्ञान की अनंत संभावनाओं के साथ लगातार नए आयाम को प्राप्त कर रहा है जिसमें जोड़ प्रत्यारोपण के साथ-साथ अंग प्रत्यारोपण भी सम्मिलित है और लंबी – रोगरहित आयु प्राप्त करने के सभी संभावित उपाय बेहतर प्रकार से संयोजित भी किया जा रहे हैं ।

बड़ी संख्या में इंदौर शाखा के चिकित्सक उपस्थित रहे जहां चिकित्सा शिक्षा के ज्ञानार्जन की स्थापित परंपरा का अनवरत वहन करते हुए एक नए आयाम का साक्षात्कार किया ।

वक्ता डॉ.धीरेन शाह , डॉ. हेमंत मेंघानी, डॉ.पुनीत सिंगला – मैरिंगो सिम्स हॉस्पिटल ऑफ साइंस सिटी रोड, सोला, अहमदाबाद ।



A webinar for IMA members was held at IMA bhavan on 19 Dec 2.30 pm to 4.30 pm on Diabetes and NASH, which was directly telecasted from IMA Head Quarters, Delhi and was followed by High tea.





Sri Aurobindo University

Under the aegis of Sri Aurobindo Institute of Medical Sciences (SAIMS)



**Sri Aurobindo
Hospital**



**Sri Aurobindo Medical College
& Postgraduate Institute**



**Sri Aurobindo College
of Dentistry**



**Sri Aurobindo Institute of Allied
Health & Paramedical Sciences**



**Sri Aurobindo Institute of
Speech & Hearing**



**Sri Aurobindo
Institute Of Law**



**Sri Aurobindo Institute of
Medical Sciences
College of Nursing**



**Sri Aurobindo Institute of
Journalism &
Mass Communication**



..... Other Hospitals & Institutions of the Group



**Bhandari Hospital &
Research Centre**



**Bhandari Hospital
Pardeshipura**



**BHRC School
of Nursing**



aayushya
DR. SHWETA BHANDARI'S
CENTER FOR FETAL MEDICINE



**Mohak Hitech
Speciality Hospital**



**Bhandari Group of
Hospitals & Institutions**



**Shri Dada Darbar Hospital, Barwaha
Run by :-
Sri Aurobindo Hospital, Indore**



**Jain Diwakar Sri Aurobindo
Hospital, Ratlam**

SAIMS TIMES

Editor-in-Chief, Publisher, Printer and owner Dr. Vinod Bhandari.

Printed at Agniban 121 Devi Ahilya Marg, Indore, Publish By Saims Campus

Indore Ujjain State Highway, Sanwer Road, Indore M.P. Ph.: 0731-4788900

Web : www.saimsonline.com Email : saimstimes@saimsonline.com