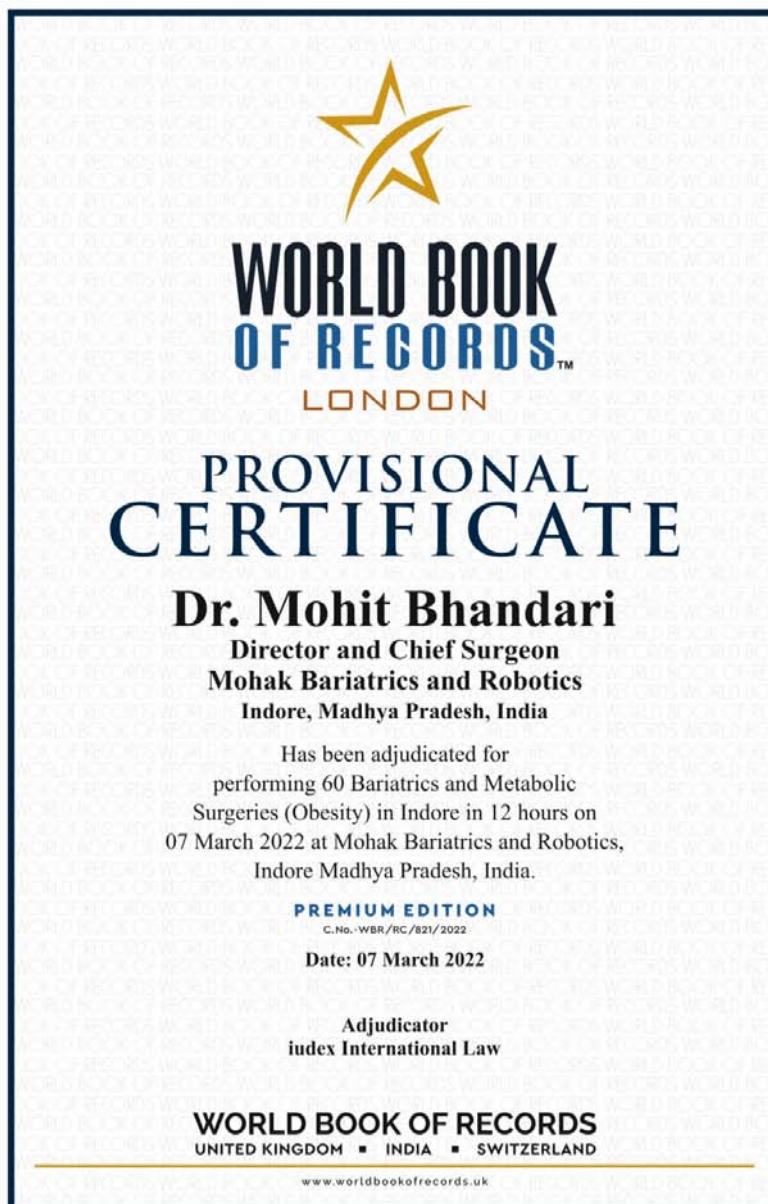




SAIMS TIMES

Volume 10 Issue - 02 Monthly June 2022 Page-22 Rupees - 5





The provisional certificate is valid for period of one month from the date of issue

Dr. Mohit Bhandari
Pro Chancellor SAU &
Founder , Director and Chief Surgeon of
Mohak Bariatrics and Robotics



“PREDICTIVE GENETIC TESTING”

A scientific session on new horizons in medical research and treatment was organized by Dr. Vinod Bhandari, Founder Chairman, Dr. Jyoti Bindal, Vice Chancellor (SAU), Dr. Shilpa Bhandari, Director (BGHI), Dr. Shweta Bhandari, Director (BGHI) and inaugurated by Dr. Manjushree Bhandari, Chancellor, SAU & Chairperson, SAIMS. with efficient coordination by Dr. Susmit Kosta and Dr. Manjunath V. Motagi in Sri Aurobindo Medical College & P.G. Institute, Indore on 27th may, 2022. The focused audience was from various departments, who all participated in the session. The session was highlighted with the topic”. Predictive Genetic Analysis and Regenerative Medicine. The lecture was given by expert speaker. Dr. Jyoti Bajpai Dikshit, and Mr. Rajiv Gupta explained about how “PREDICTIVE GENETIC TESTING”

can be used to perform genetic test in an asymptomatic person to predict future risk of disease. Predictive genetic analysis is one of its kind, comprehensive, most exhaustive genetic analysis of the genetic material (RNA/DNA) in our body to identify the Genetic Anomalies that cause up to 90% of the genetic diseases in humans. Its test report is highly exhaustive which gives indication of genetic predisposition towards specific health conditions, allowing informed decisions to be taken for diet, lifestyle, disease monitoring and health check-ups. This analysis covers 90% of diseases caused by Genetic Anomalies with 99% accuracy. Most Serious Chronic Diseases are covered including Diabetes, Heart conditions, Cancers, Neuro issues, Gynae complications, Musculoskeletal challenges, and many more. It is most exclusive, effective, efficient and best value for money option for everyone. “Once in your Lifetime.” On the other hand, Dr. Vijaya Bhaskar and Mr. Rajiv Gupta explained how regenerative medicine can be used to replace or regenerate human cells, tissues, or organs by regenerating damaged tissues and organs in the body by replacing damaged tissue or by stimulating the body's own repair mechanisms to heal tissues or organs. These tests represent a new and growing class of medical tests, which requires only 5ml of peripheral blood. Genetic counseling with all these test and facilities will be available under one roof in Sri. Aurobindo Medical College & P.G. Institute, Indore.



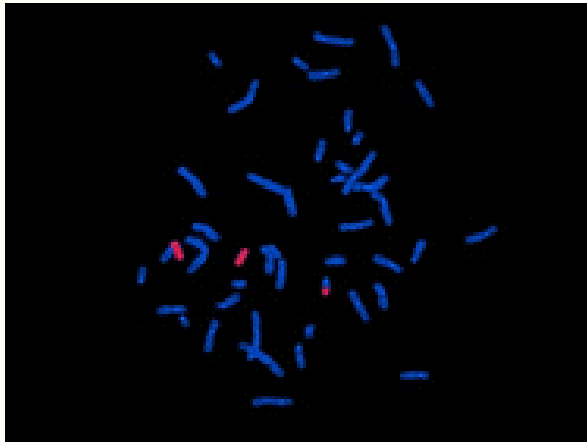
Dr. Shweta Bhandari
Director BGHI

Dr. Susmit Kosta
Dept. Nuclear Medicine

Dr. Manjunath V. Motagi
HOD Dept. Anatomy

Dr. Deepa R. Nair
Assoc. Prof. Dept. of Physiology

Department of genetics (Constitute of Clinical and Applied Anatomy)



Progress and advances in the basic sciences in the last decade has increased the knowledge of genetic disorders and it is evolving day by day. The contribution of genetic disorders as an important cause of mortality and morbidity is becoming more evident. The genetic disorders include chromosomal anomalies, single gene disorders, multiple congenital anomalies, birth defects and multifactorial disorders. The Department of Genetics is a specialised branch that deals with patients affected with genetic disorders. So there is need of genetic testing both diagnostic and predictive along with genetic counselling. The scope is vast and includes research in both basic and clinical molecular genetics. Keeping these aspects in mind, Sri Aurobindo Medical College and PG institute is planning to start Department of Genetics as constitute of Clinical and Applied Anatomy.

Vision of the Department:

- The department is planning to start tests based on both cytogenetics (Karyotyping) and Molecular cytogenetic services using fluorescent in-situ hybridization (FISH) for numerical and structural abnormalities of the chromosomes.
- The department is planning to provide both diagnostic and predictive genetic testing along with counselling facility for various genetic disorders.
- The vision is to create a centre of excellence for teaching and research in cytogenetics along with genetic diagnosis and counselling.

Dr. Manjunath V. Motagi
Professor & HOD
Dept. of Anatomy, SAMC&PGI
Sri Aurobindo University, Indore

Department of Regenerative Medicine



People on average are living longer than ever before. In part, this is due to medical advances that have made it possible to save more people from life-threatening diseases, injuries and congenital conditions.

But as people live longer, they're more likely to acquire chronic diseases or develop age-related conditions. Globally, there is an increasing incidence of chronic and degenerative diseases, and nearly 1 in 2 India's has a chronic medical condition.

After the onset of most chronic diseases or injuries, the damage is there to stay considering scarring of heart tissue from a heart attack, beta cell dysfunction in diabetes or a spinal cord injury from an accident. Symptoms can be managed, often with good success, but the underlying tissue or organ damage remains unhealed and can cause complications over time. To develop new clinical applications that address the unmet needs of these patients, Sri Aurobindo Medical University, Indore wants to establish the Department for Regenerative Medicine(under Clinical Physiology).

Upcoming CME



At Sri Aurobindo Medical College & P.G. Institute, Indore we strongly believe that regenerative science, medicine are vital pillars of tomorrow's healthcare, and used to create new healthcare models and transform the practice of medicine and surgery. The department of Clinical Physiology have organized a one-day CME entitled "Novel Insights & uses of Regenerative Medicine" on 15th July 2022 for undergraduate, postgraduate students as well as for our eminent Consultants.

The Keynote Speaker for this CME will be Dr. Shagufta Parveen, from Manipal Institute of Regenerative Medicine, MAHE, Bangalore who will interact with consultants on Regenerative Medicine.

Regenerative medicine is still a relatively new field of practice, representing a paradigm shift from the traditional medical focus of fighting disease to an emphasis on rebuilding health. The department for Regenerative Medicine will be leveraging its unique expertise, resources and capabilities to create the world's most advanced and innovative ecosystem for the development, manufacture and delivery of novel regenerative biotherapeutics

Sri Aurobindo Medical College & P.G. Institute will focus on a newly refreshed strategy in regenerative medicine one that emphasizes an enhanced capability for biomanufacturing, with technology platforms supporting the development of new therapeutics known as biologics. Biologics are a new type of "drug" derived from living organisms that have the potential for targeted healing with fewer side effects.

Our Objective :

The overall aim is to promote basic, early and late translational research in the area of stem cell and regenerative medicine and to promote scientific interactions and collaborations amongst clinicians and researchers, building capacity in this area. Scientific strategies includes: basic biology of all adult stem cells, early and late translational research, developing gene editing technology for possible therapeutic applications for various human diseases and training programmes on various component of stem cells and regenerative medicine such as:

- Non-malignant cellular therapies to replace or repair tissues, including induced pluripotent stem cells, mesenchymal stem cells (MSC), MSC-matrix combinations and dendritic cells
- Malignant cellular therapies, such as chimeric antigen receptor (CAR)-cells engineered to target malignancies
- Gene and viral therapies that use genetic engineering and reengineered viruses
- Tissue engineering, which includes 3D printing, biomaterials, and bioengineering for repair and restoration
- Phage-based therapies that use viruses that attack multiple drug-resistant infections
- Extracellular vesicles, which are secreted by natural or engineered cells, and can act as drug, protein or gene transporters
- Synthetic biology, which involves redesigning the functions of organisms to fit medical needs
- In addition to developing regenerative medicine therapies for patients, the department will be also committed to:
 - Training the next generation of clinicians and scientists in the latest regenerative medicine applications.
 - Offering continuing education opportunities about regenerative medicine to SAMC & PGI Clinic faculty and staff .
 - Educating patients and the public about the promise of and latest advances in regenerative medicine.



Dr.Jaishree Tapadia

(Organizing Chairperson)
Prof. & HOD
Dept.of Physiology
Convenor, Curricular Sub-Committee (phase-1)
SAMC & PGI, Indore

Dr. Deepa R Nair

(Organizing Secretary)
Associate professor. Dept.of Physiology
SAMC & PGI, Indore

Dr. Susmit Kosta

(Organizing Secretary)
Senior Scientist, Head & Incharge
Molecular & Virology Research Diagnostic Lab, (MVRDL)
SAMC & PGI, Indore

[illegible]

इंदौर क्लिटी

ब्रेस्ट से जुड़ी जाचें और इलाज अब एक ही जगह


श्री अरबिंदो अस्पताल में आधुनिक ब्रेस्ट क्लीनिक का शुभारंभ

● इंदौर

अरबिंदो अस्पताल में आधुनिक निवारण ब्रेस्ट क्लीनिक का शुभारंभ होने से ब्रेस्ट से जुड़ी सोनोग्राफी, मैमोग्राफी, सीटी स्कैन, एमआरआई, पेट स्कैन, बायोप्सी, ब्रेस्ट कैन्सर जीन टेस्ट, एमआरआई, पेट स्कैन, बायोप्सी, ब्रेस्ट कैन्सर जीन टेस्ट जैसी आधुनिक जाचें एक ही जगह उपलब्ध हो गईं।



अलावा स्प्रेल केस में हम उस पेंटेंट का डाटा दुनिया के ब्रेस्ट एसोसिएट्स को भी भेजकर उनकी सलाह पर सर्जिकल का और भी बेहतर तथा आधुनिकतम इलाज सुनिश्चित करेंगे। क्लीनिक को फिलहाल 40 साल या उससे अधिक उम्र की महिलाओं के लिए शुरू किया गया है क्योंकि ब्रेस्ट कैन्सर या ऐसी कोई अन्य मेजर प्राब्लम आमूमन 40 साल के बाद होती है डॉ. स्वेता सिंह वाक्ले ने कहा कि परिवारिक बिस्मेटारियों में उलझकर कई बार महिलाएं अपनी सेहत पर पर्याप्त ध्यान नहीं दे पाती हैं। इसलिए हम महिलाओं को विशेष जाचें भी प्रगोसिटी पर करेंगे। रेडियोलॉजिस्ट डॉ. राजकुमारी रायन ने बताया कि ब्रेस्ट से जुड़ी सभी तरह की जाचें एक ही स्थान पर होने पर सबसे ज्यादा फायदा मरीजों और उनके परिवारों को होगा, क्योंकि उन्हें एक जाच के बाद दूसरी जाच के लिए बार-बार इतर-उतर नहीं भटकना पड़ेगा। फाउंडर चेयरमैन डॉ. विनोद शर्मा सहित संस्थान के विद्यापीठ मोहक मे।




**Breast
Clinic**

nivaran

Early detection for your protection

आपकी सुरक्षा - वुरखत निदान




**SRI AUROBINDO
UNIVERSITY**

INSPIRING WITH KNOWLEDGE

OPD Timing -10am to 2pm

Facilities Available

- ✦ Sono mammography
- ✦ FNAC
- ✦ USG guided FNAC
- ✦ Tru-cut Biopsy
- ✦ MRI Breast
- ✦ CT Scan
- ✦ PET Scan
- ✦ IGRT Machine
- ✦ GAMMA Camera(spect CT)
- ✦ BRCA1 & BRCA2 Genetic Test
- ✦ ER, PR, HER 2, Ki 67
- ✦ Predictive Genome Analysis
- ✦ Pharmacogenetics
- ✦ Neutrigenomics Analysis
- ✦ Genetic Counselling
- ✦ Regenerative Medicine Department
- ✦ Physiotherapy
- ✦ Counselling
- ✦ Advanced Treatment by Artificial Intelligence (Chemotherapy / Radiation Therapy)
- ✦ Adjuvant Therapy
- ✦ Palliative Medicine
- ✦ Radioisotope Therapy
- ✦ Breast Reconstruction & Plastic Surgery
- ✦ Advance treatment of Cosmetology & Dermatology



**Address : Nivaran Breast Clinic, Ground Floor Mohak Hitech Building,
Aurobindo Hospital Campus, Indore (MP) Pin code - 452001**

Helpline Number : 0731-4231590 , 8770452620

Website : www.saimsonline.com



Presentation breast cancer awareness done at BSF today under guidance of Dr. Vinod Bhandari. All females were updated about Nivaran project too.

Breast Cancer Awareness



With the motto of prevention, awareness, screening and early detection and management of breast cancer Sri Aurobindo Institute of Medical Sciences started a new project named Nivaran Breast Cancer clinic which was inaugurated on 5th June 2022. The unit started under the vision and mission of Respected Chairman Dr Vinod Bhandari and Respected Dr. Manjushree Bhandari. The team consists of Surgeon, Radiologist, Physiotherapist and Counsellor. On 2nd July 2022 free examination consultation and counseling was given to the females from Swastika Investmart. The females were examined, given consultation and counseling free of cost. They were taught breast self assessment and were acquainted about various risk factors , importance of early screening , counseling with lifestyle methods like exercises and their importance were also taught to them.

“नए अंदाज में तंबाकू निषेध दिवस मनाइए कम से कम 10 लोगों से तंबाकू छुड़ाइए”

श्री अरबिंदो विश्वविद्यालय में ‘विश्व तंबाकू निषेध दिवस’ के उपलक्ष्य में चार दिनी कार्यशाला का आयोजन

श्री अरबिंदो विश्वविद्यालय में 31 मई ‘विश्व तंबाकू निषेध दिवस’ के उपलक्ष्य में चार दिनी कार्यशाला का आयोजन

इंदौर। ये वक्त तंबाकू से समाज को निजात दिलाने के लिए जमीनी स्तर पर काम करने का है। साल में केवल एक दिन विश्व तंबाकू निषेध दिवस मनाने की रस्मअदायगी के बजाय इस बार संकल्प लें कि हम ग्राउंड लेवल पर कुछ ऐसे पुख्ता प्रयास करेंगे जिससे वास्तव में तंबाकू उपयोग करने वालों की संख्या कम होने लगे। इसका सबसे अच्छा तरीका ये है कि हम अपने आसपास के कम से कम 10 लोगों की तंबाकू की लत छुड़ावें। केवल समझाइश देने के बजाय हम नियमित रूप से फॉलोअप लेकर चेक करते रहें कि उन्होंने वास्तव में तंबाकू छोड़ी या नहीं? इस तरह तंबाकू छोड़ने वाले फिर अपने सर्कल के 10 और लोगों को तंबाकू छोड़ने के लिए प्रेरित करें। ये चेन चल निकली तो तंबाकू यूज करने वालों की तादात तेजी से घटने लगेगी।

ये बात श्री अरबिंदो यूनिवर्सिटी की चांसलर डॉ. मंजूश्री भंडारी ने तंबाकू निषेध दिवस के उपलक्ष्य में डिपार्टमेंट ऑफ पब्लिक हेल्थ डेंटिस्ट्री द्वारा आयोजित चार दिनी कार्यशाला का उद्घाटन करते हुए कही। उन्होंने कहा कि तंबाकू की लत से परेशान लोगों को इससे मुक्त कराने के लिए अब हमें अपनी सोच और अप्रोच पहले से कहीं ज्यादा व्यावहारिक बनानी होगी। कोई तंबाकू उपयोग करने वाला इलाज के लिए आये तो उसे अपने परिवार के सभी सदस्यों की भी जांच कराने के लिए प्रेरित करें ताकि उन लोगों में बीमारी का पता अर्ली स्टेज में लग सके और उनका इलाज आसान हो जाए।

छोटी सी पहल बनती है बड़े बदलाव की वजह डेंटल कॉलेज के पेसीफोरा हॉल में हुये कार्यक्रम में रजिस्ट्रार डॉ. आनंद मिश्रा ने भी स्टूडेंट्स और फैंकल्टीज से लोगों को तंबाकू के दुष्प्रभाव बताने और उन्हें इस बुरी लत से निजात पाने में हरसंभव मदद देने का आह्वान किया। उन्होंने कहा कि हमारी छोटी सी पहल बहुत बड़े बदलाव की वजह बन सकती है। इस मौके पर डेंटल कॉलेज की प्राचार्य डॉ. कांतेश्वरी आई.के. ने सभी को संबोधित किया।

श्री अरबिंदो विश्वविद्यालय में शुरू हुई चार दिनी कार्यशाला में लिया संकल्प

कम से कम 10 लोगों को तंबाकू छोड़ने के लिए करें प्रेरित

● इंदौर। श्री अरबिंदो विश्वविद्यालय में 31 मई को ‘विश्व तंबाकू निषेध दिवस’ के उपलक्ष्य में चार दिनी कार्यशाला का शनिवार शुभारंभ हुआ। इसमें उपस्थित सभी लोगों ने संकल्प लिया कि साल में एक बार रस्मअदायगी के बजाय सालभर में 10 लोगों को तंबाकू छोड़ने के लिए प्रेरित करेंगे।

ये वक्त तंबाकू से समाज को निजात दिलाने के लिए जमीनी स्तर पर काम करने का है। साल में केवल एक दिन विश्व तंबाकू निषेध दिवस मनाने के स्थान पर अब हमें जमीनी स्तर पर कुछ ऐसे कार्य करने होंगे, जिनसे वास्तव में तंबाकू का उपयोग करने वालों की संख्या कम की जा सके। इसका सबसे अच्छा तरीका ये है कि हम अपने आसपास के कम से कम 10 लोगों को तंबाकू छोड़ने के लिए प्रेरित करें। ये चेन चल निकली तो तंबाकू यूज करने वालों की तादात तेजी से घटने लगेगी। उक्त बात शनिवार सुबह श्री अरबिंदो यूनिवर्सिटी की चांसलर डॉ. मंजूश्री भंडारी ने आगामी तंबाकू निषेध दिवस के उपलक्ष्य में डिपार्टमेंट ऑफ पब्लिक हेल्थ डेंटिस्ट्री द्वारा आयोजित चार दिनी कार्यशाला का उद्घाटन करते हुए कही। उन्होंने कहा कि तंबाकू की लत से परेशान लोगों को इससे मुक्त कराने के लिए अब हमें अपनी सोच और अप्रोच पहले से कहीं ज्यादा व्यावहारिक बनानी होगी।

डेंटल कॉलेज के पेसीफोरा हॉल में हुए कार्यक्रम में रजिस्ट्रार डॉ. आनंद मिश्रा ने भी स्टूडेंट्स और फैंकल्टीज से लोगों को तंबाकू के दुष्प्रभाव बताने और उन्हें इस बुरी लत से निजात पाने में हरसंभव मदद देने का आह्वान किया। उन्होंने कहा कि हमारी छोटी सी पहल बहुत बड़े बदलाव की वजह बन सकती है। इस मौके पर डेंटल कॉलेज की प्राचार्य डॉ. कांतेश्वरी आई.के. ने सभी को संबोधित किया।

इंदौर समाचार

नए अंदाज में तंबाकू निषेध दिवस मनाइए

कम से कम 10 लोगों से तंबाकू छुड़ाइए

इंदौर। ये वक्त तंबाकू से समाज को निजात दिलाने के लिए जमीनी स्तर पर काम करने का है। साल में केवल एक दिन विश्व तंबाकू निषेध दिवस मनाने के स्थान पर अब हमें जमीनी स्तर पर कुछ ऐसे कार्य करने होंगे, जिनसे वास्तव में तंबाकू का उपयोग करने वालों की संख्या कम की जा सके। इसका सबसे अच्छा तरीका ये है कि हम अपने आसपास के कम से कम 10 लोगों को तंबाकू छोड़ने के लिए प्रेरित करें। ये चेन चल निकली तो तंबाकू यूज करने वालों की तादात तेजी से घटने लगेगी।

डेंटल कॉलेज के पेसीफोरा हॉल में हुए कार्यक्रम में रजिस्ट्रार डॉ. आनंद मिश्रा ने भी स्टूडेंट्स और फैंकल्टीज से लोगों को तंबाकू के दुष्प्रभाव बताने और उन्हें इस बुरी लत से निजात पाने में हरसंभव मदद देने का आह्वान किया। उन्होंने कहा कि हमारी छोटी सी पहल बहुत बड़े बदलाव की वजह बन सकती है। इस मौके पर डेंटल कॉलेज की प्राचार्य डॉ. कांतेश्वरी आई.के. ने सभी को संबोधित किया।

“WORLD NO TOBACCO DAY” activities



4. Anti Tobacco Exhibition was organized by Dept. of Community Medicine, SAMC & PGI on 30th & 31st May in the SAIMS Hospital. Dr. Mahak Bhandari, Pro Chancellor SAU, Dr. Dilip Kumar Acharya, Dr. Ajeet Deshpande & other faculty members, visited and appreciated the exhibition. Dr. Shantanu from Dental College, coordinated the event.

5. Dept. of Public Health Dentistry organized various competitions for UG & PG students, which included Mannequin challenge, short video competition, poster making competition, wall art & College art competitions.

6. Aurobindo college of Dentistry also participated in the Indore Gaurav Tobaccothon spreading awareness regarding health hazards of tobacco. The rally was organized on 31st May evening, by IMA-Indore in collaboration with Academy of Indore Marathoners. The rally was flagged off by Dr. Arun Agrawal & Dr. Dilip Kumar Acharya.



7. Apart from this our Prof Dr. Dilip Kumar Acharya, who is also the National Chairman of IMA Cancer Prevention & Tobacco Control Committee delivered talks in 1) Vikrant Institute of Nursing & Science, 2) LNCT University, 3) Online symposium organized by AIIMS Devargarh, 4) Talk show organized by IMA Haryana.

8. Dr. Ravi Dosi, HOD Respiratory Medicine prepared a tobacco hazards awareness video, which was well appreciated & widely circulated.

Dr. Lele. HSG-IMA visits NIVARAN



Dr. Jayesh Lele, National Hon. Secretary General, of Indian Medical Association (IMA) visited the newly inaugurated “NIVARAN-the Breast Clinic” on 11th June and appreciated the concept of the specialized clinic and the facilities being provided. He stressed on the need of Prevention of Ca. Cervix & Oral Cancers Too. He was accompanied by our Dr. Dilip Kumar Acharya and Dr. Shekhar Rao- both past Presidents of IMA Indore.

“WORLD NO TOBACCO DAY” activities

1. Symposium on TOBACCO CONTROL on 28th May, organized by Sri Aurobindo College of Dentistry of Sri Aurobindo University,

Chief Guest-Dr. Manjushree Bhandari, Chancellor SAU inaugurated

Dr.Kanteshwari I.K. Principal, College of Dentistry welcomed the guests

Dr.Anand Misra, Registrar SAU also welcomed the guests

Dr. Virendra Bhandari-spoke on WNTD history & various themes,

Dr.Dilip Kumar Acharya-informed in details, about Health hazards of Tobacco,

Dr.Prakash Chitalkar presented the 2022 WHO theme-Threat to environment.

Dr.Sandesh N explained How to Quit Tobacco.

Dr.Prashant Mishra co-ordinated the program.Dr. Sumit Jain, Dr.Rajeev Sisodia were also present.

Dr.Dhaman Gupta proposed the vote of thanks.



All the participants also took an oath administered by Dr Dilip Kumar Acharya- “Not to, consume Tobacco in any form and help others to quit”.



2. An online 1 minute TOBACCO QUIZ through the website of Sri Aurobindo University was organized in which 150 faculty/students participated.

The top three scorers are :



Sanya Sharma

Nasreen Sultana

Sanjita Sharma

Congratulations to all the three Undergraduate students.

3. Oral health screening camp was organized by AAS organization for awareness regarding tobacco control including tooth brushing techniques, health talk, pamphlet distribution emphasizing harmful effects of tobacco.

प्रधानमंत्री की आयुष्मान योजना बनी नवजात की जान बचाने का जरिया

- श्री अरबिंदो अस्पताल के काबिल डॉक्टरों ने समयपूर्व हुए 1.3 किलो के नवजात को जान बचाई, महज 15 प्रतिशत काम कर रहा था नवजात का दिल
- मध्य भारत में अपनी तरह का अनूठा मामला, बेहद कमजोर नवजात शिशु की बिना चीर-फाड़ के अमेध्य (नॉन-इन्वेसिव) तरीके से सफल सर्जरी

इंदौर। समय से काफी पहले महज 34 हफ्तों में हो गई डिलीवरी के चलते हुआ नवजात शिशु शुरू से बेहद कमजोर था। जन्म के समय उसका वजन भी महज 1.3 किलो था। उसे सांस लेने में अचधी खासी परेशानी हो रही थी तथा रक्त संचार भी सुचारु नहीं था। इसके अलावा उसका बीपी भी काफी कम था। श्री अरबिंदो अस्पताल में इस नवजात की जांच करने पर पता चला कि उसका दिल महज 15 प्रतिशत कार्य कर रहा था क्योंकि उसकी एओर्टा (महाधमनी, जिससे पूरे शरीर में ब्लड सप्लाय होती है) सिकुड़ी हुई थी। चिकित्सकीय भाषा में इस बीमारी को 'आर्कटेशन ऑफ एओर्टा' कहते हैं। ऐसे में बिना सर्जरी के बच्चे का बचना बेहद मुश्किल होता है। ऐसे में प्रधानमंत्री की आयुष्मान योजना के तहत बच्चे का निःशुल्क इलाज किया गया और श्री अरबिंदो अस्पताल के काबिल डॉक्टरों ने अपने संपूर्ण अनुभव का इस्तेमाल करते हुए आखिरकार नवजात की जान बचा ली।

अस्पताल के चेयरमैन डॉ. विनोद भंडारी ने बताया कि बच्चे की जान बचाने के लिए अस्पताल के शिशुरोग विभाग के NICU (नवजात बच्चों के आईसीयू) की टीम ने तत्काल उसका उपचार शुरू किया। उसे बीपी बढ़ाने वाली दवाओं और कृत्रिम जीवनरक्षक उपकरण (वेंटिलेटर) पर रखा गया। मगर सबसे कठिन फैसला उसकी सर्जरी करने का था। क्योंकि बच्चे का वजन महज 1.3 किलोग्राम था जबकि नॉर्मली 2 किलोग्राम से कम वजन के बच्चे का ऑपरेशन नहीं किया जाता है। इसके अलावा बच्चे की उम्र भी बहुत कम थी। देश के चुनिंदा शहरों को छोड़ अन्य कहीं भी इतने कम वजन के नवजात शिशु का ऑपरेशन नहीं किया जाता है। क्योंकि इसका खर्च भी काफी ज्यादा होता है और इस बेहद मुश्किल ऑपरेशन में बच्चे के बचने की संभावना भी काफी कम होती है।

महज 24 घंटों में हटा लिया वेंटिलेटर

फिर भी श्री अरबिंदो अस्पताल की चिकित्सकीय टीम ने इसे एक चैलेंज के रूप में लिया। डॉ. प्रशांत अग्रवाल (पेडियेट्रिक इन्टरवेंशनल कॉर्डियोलॉजिस्ट), डॉ. निशांत भार्गव (इन्टरवेंशनल कॉर्डियोलॉजिस्ट) की अगुवाई में "इन्टरवेंशन बेलून डायलेशन" द्वारा बड़ी धमनी के विकार को बिना टांके और चीर-फाड़ की सर्जरी की गई। महज 24 घंटे बाद ही बच्चे को वेंटिलेटर से हटा लिया गया और उसकी आयनोट्रापिक दवायें भी बंद कर दी गईं। वहीं महज 48 घंटों के भीतर दिल का फंक्शन सामान्य हो गया और बच्चे को मां के पास सौंप दिया गया। ऑपरेशन के पहले व बाद में पीडिएट्रिक एचओडी डॉ. गुंजन केला के नेतृत्व में नियोनेटोलॉजिस्ट डॉ. गौरव मोंगरा, डॉ. अपूर्वा कावड़िया और डॉ. हर्षा कुमावत के सहयोग के परिणामस्वरूप मध्य भारत में संभवतः पहली बार इतने कमजोर और कम वजन के शिशु की सफल सर्जरी संभव हो सकी। डॉ. अग्रवाल ने बताया कि श्री अरबिंदो अस्पताल में इस प्रकार की बिना टांके और चीर-फाड़ की हार्ट सर्जरी नियमित रूप से की जा रही हैं।



Dr. Prashant Agrawal MD FNB
Consultant Pediatric Interventional Cardiologist

International Yoga Day

On 21st June, 2022, 8th International Yoga Day under the theme 'Yoga for Humanity' was conducted with great fervour and enthusiasm of MBBS Ist Year students, under the vigilance of Physiology department.

According to NMC norms, yoga session for 10 days were started 10th June onwards for students. The sessions were conducted for full one hour everyday and included asanas in sitting and standing postures and different types of pranayama as well. After completion of asanas and pranayama, meditation for 5 minutes was practiced.

Students were made aware of why they should inculcate yoga in their lifestyle. Yoga embodies unity of mind and body, and thought and action and being a holistic approach it is invaluable to health and well-being.

Dr. Jaishree Tapadia, HOD Physiology concluded this 10 day session urging students to take up yoga in their routine. She said, this 8th International Yoga Day could not have come at a more appropriate time as the COVID-19 pandemic and its after effects has turned many a lives and livelihoods upside down, triggering mood disorders, anxiety and depression amongst students.



Dr. Jaishree Tapadia
Prof. & Head Department of Physiology
Convener, curricular, sub-committee
SAMC & PGI, Indore (M.P.)

Celiac Disease Awareness Month Department of Paediatrics.



The month of May is celebrated as “Celiac disease awareness month”. To celebrate this event, Department of Pediatrics and Adolescent Medicine, Division of Gastroenterology, SAMC and PGI organised few departmental activities. We held a Seminar on Celiac Disease for postgraduate students. Quiz for Postgraduate on Celiac Disease was kept which had enthusiastic participation of all pgs. We also organised skit in Pediatric OPD for Patient awareness. Nursing students participated by making posters for the event. A big thanks to our Pediatric Gastroenterologists Dr Sumit Kumar Singh and Dr Nida Mirza for their efforts and also congratulations to postgraduates for their active participation.

Dr. GUNJAN KELA
HEAD OF DEPT, PAEDIATRICS, SAMC & PGI

Department of Orthopaedics FOOT AND ANKLE TRAUMA IN ORTHOPAEDIC



Dr. Pradeep Choudhary, Prof & Head, Department of orthopedics, SAMC & PGI, Indore attended as a National Faculty on “Current Concept In Foot And Ankle Trauma In Orthopaedic”.

Symposium conducted by Indian Orthopaedic Association and Indian foot and Ankle Society on 5th June 2022 (Sunday) at Jaipur.

This event was organized all across the India at five different places on the same day by Indian Orthopaedic Association.

WORLD CLUB FOOT DAY CELEBRATION



We are happy to share that we celebrated World Club Foot Day on 3rd of June at SAIMS Orthopaedics OPD to spread awareness about club foot and it's management, we also distributed chocolates and cookies to the children to bring the smile on faces once again.

Since 28th January 2019 We are conducting weekly Clubfoot Clinic in association with Miracle Feet India which is an international NGO working for helping Clubfoot children all over the world.

Just for your kind information, We at SAMC & PGI have treated more than 1000 children with club foot under different schemes like RBSK and Ayushman Bharat Yojana since 2019 with the aim to provide excellent treatment to unprivileged children from all across the state.

Dr. Pushvardhan Mandlecha
Pediatric Orthopedic Surgeon

Department of Orthopaedics



Dr. Rishabh Desai (JR-3), Department of Orthopaedics has presented a interesting topic on “ A case of infected Hip joint managed by two stage revision Total Hip Arthroplasty” under the guidance of Dr. Pradeep Choudhary, Professor & Head, Department of Orthopaedics, SAMC & PGI in Clinical Society Meeting held at Lotus hall on 15th June' 2022 (Wednesday).

DEPARTMENT OF SPEECH AND HEARING

Towards Inclusion: Challenges and Opportunities for Children with Autism Spectrum Disorder

World Autism Day is celebrated each year on 2nd of April. Autism is a neurodevelopmental disorder categorized by challenges with language, social interaction and communication in combination with restricted behaviours.



Department of speech & hearing celebrated autism awareness programme & performed various activities like Speech and Language Enrichment through Ball games, Rocking to a different tune, Speech and

Language Hopscotch, Functional Learning through Sensory Exploration, Core Vocabulary Learning and Pamphlet distribution.

A one-day workshop was held on 27th April at SAISH (SAIMS) with guest speaker Dr. Alok Kumar “Bhuwan” (Founder & Managing secretary) & Mrs. Indira Alok (Principal & Executive director) from Manovikas charitable society, New Delhi. The session highlighted the topic on “Towards Inclusion: Challenges and Opportunities for Children with Autism Spectrum Disorder”

Children with ASD necessitate adequate support, but it's difficult for school teachers to teach students with autism. Successful inclusion is



possible if educator's & schools are willing to adopt to evidence-based practise, engage in ongoing professional development and create positive environment for a child. The interactive and informative session was attended by several professionals (Audiologist & speech language pathologist, physiotherapist, occupational therapist, school teachers & special educators). Poster and Model making event was also organised after the session.



Post Graduate Courses in Rehabilitation Sciences (Speech & Hearing) at Sri Aurobindo University Now In Madhya Pradesh

We are happy to announce that, from the academic session 2022 onwards, Sri Aurobindo Institute of Speech & Hearing (Constituent College of Sri Aurobindo University, Sri Aurobindo Institute of Medical Sciences, Indore. M.P) has got the permission from Rehabilitation Council of India, New Delhi to start the following Post Graduate Courses in the field of Rehabilitation Sciences (Speech & Hearing).

S.No.	Postgraduate Courses	No. of Seats	Approval from RCI, New Delhi	Semesters
1	Master of Science (Audiology) M.Sc. (Aud)	12	For two Academic session (2022-23, 2023-24)	2+2=4
2	Master of Science (Speech-Language Pathology) M.Sc. (SLP)	12	For five Academic session (2022-23, 2026-27)	2+2=4

In addition to that, SAIMS, Indore has been running successfully Bachelor in Audiology and Speech –Language Pathology (B.ASLP) course (30 seats/ academic year) since 2010.

"Good Clinical Practice & NDCT Rules 2019 cum Clinical Research"



A two-day workshop on "Good Clinical Practice & NDCT Rules 2019 cum Clinical Research" was successfully arranged by the Department of Pharmacology under the auspices of the Indian Pharmacological Society. The workshop was opened and addressed by our Honourable Chancellor Dr. Manjushree Bhandari Madam, who praised the program's theme.

"Good clinical practice (GCP), NDCT Rule, 2019, How to prepare and publish a scientific paper, and How to Apply for a Grant" were among the

subjects discussed at the session. Dr. Bikash Medhi and Dr. Ajay Prakash from PGIMER, Chandigarh, and Dr. Roli Mathur and Dr. Vishnuvardhan Rao from ICMR were among the world-renowned speakers at the workshop. The pharmaceutical sector was also represented, with clinical affairs advisers from Dr. Reddy's and Sanofi speaking on the industry's perspective in clinical trials in academic settings. The session, which was held in a hybrid mode, was warmly accepted by the participants, with 140 participants participating in the programme offline and over 230 people participating online from all over India. The workshop was granted 4 credit hours by the MPMC. Overall, the course was packed with useful information and knowledge boosters.



Know The Department

DEPARTMENT OF PHARMACOLOGY

The Department of Pharmacology has accomplished a significant goal. Under the direction of founding chairman Dr. Vinod Bhandari Sir, the Clinical Pharmacology Unit has been established. Dr. Pooja Reddy will oversee this department. The associated members are Dr. Kalpana Bharani and Dr. Anuja Jha. This unit will manage all clinical trials conducted at Sri Aurobindo Medical College & Post Graduate Institute. We shall start with a Phase 3 or BA/BE experiment in our college. Working in clinical pharmacology, we seek to advance knowledge in our region.

Teaching faculty	Pharmacovigilance Associate - PvPI
Dr. Pooja Reddy (Professor & Head)	Mr. Mohammad Rafi
Dr. Chhaya Goyal (Professor)	Non- Teaching
Dr. Kalpana Bharani (Professor)	Mr. Govind Chouhan (Lab. Attendant)
Dr. Mahesh K. Jain (Assistant Professor)	Mrs. Rekha (Computer Operator)
Dr. Anuja Jha (Assistant Professor)	Mrs. Rakhi (Cleaning Staff)

Dr. Pooja Reddy: Dr. Pooja Reddy, is currently heading the Department of Pharmacology at Sri Aurobindo Medical College and PG Institute. She achieved her core credentials of MBBS and MD (Pharmacology) from Mahatma Gandhi Institute of Medical Sciences, Sevagram. The principles of the training from her alma mater- Simplicity, hard work, sincerity, and empathy- have helped her become a good teacher and administrator over years. She has been actively involved in the teaching of the subject of Pharmacology since year 2009. She believes that pharmacology is best learnt by clearing the root concepts rather than rote learning – thereby making the subject fun to learn. Her interest in Medical Education made her do Basic Course in Medical Education in the year 2012 and later became the pioneer in the institute of SAIMS to complete her Advanced Course in Medical Education in September 2015. She has been an active member of Medical Education Unit since year 2013. Along with developing the department, she has been actively managing the Regional Centre of Pharmacovigilance as a deputy coordinator along with chairing Materiovigilance Program of SAIMS. She heads the Institutional Pharmacotherapeutics activities of the institute and chairs the Committee. She was instrumental in organizing various national and international events of repute at SAIMS including the recently concluded ISRPTCon 2021 and workshop on GCP, NDCT Rule 2019 cum Clinical Research.

Dr. Chhaya Goyal: Completed her MBBS & MD (Pharmacology) from MGM Medical College, Indore. She has a total 44 years of teaching experience. She is the faculty of medical education and appointed as Observer (MET) by NMC from time to time. She is also currently designated as Coordinator of Regional Pharmacovigilance Center at SAIMS. She had been appointed in the regulatory team as Pharmacologist by drug regulator of India (CDSCO) during inspection of several clinical trials conducted at Indore. Dr. Chhaya has number of scientific publications in national & international journals. She is the life member of ISRPT, editorial member in several journals and chairperson of ethics committee at Shalby & board of studies, DAVV, Indore. She has contributed on the public health awareness on the topics such as proper use of drugs, importance of breastfeeding, etc. through publications in the newspapers as well as broadcast by All India Radio (AIRFM). She has particular interest in Hindi literature (Saahitya) and her number of books were published (in Hindi) on the status of women in the society (as fiction) and a book for Nav Sakshar.

Dr. Kalpana Bharani: After completing MBBS from Dr. S.N. Medical college, Jodhpur in 1997, she joined as demonstrator in February 2006 and did MD pharmacology from SAMC and PG Institute, Indore. She was involved in undergraduate teaching and was Member Secretary of Institutional Animal ethics committee since 2015. Promoted as Associate Professor in 2018 and Professor in 2021.

Dr. Mahesh K. Jain: Dr Mahesh Kumar Jain, joined MBBS in 2002, completed in 2008 including internship. He served nation by joining Indian Navy (AMC) in 2009 August as short service commission officer till August 2014. He took admission in MD pharmacology from JNMC Wardha in 2015, cleared MD with flying colours (Gold medalist) in 2018. After that served as assistant professor at Peoples' medical college Bhopal from July 2018 to February 2019, and lastly joined SAMC & PGI Indore in Feb 2019, till date.

Dr. Anuja Jha: Dr. Anuja is working as Assistant Professor in SAMC & PGI. She has done her M.B.B.S. from JSS Medical College, Mysore & MD from Govt. Medical College, Raipur. Her current area of interests are vaccine hesitancy & pharmacogenetics. She is always eager to learn new skills as Pharmacology is an ever changing branch. She has strong desire and an unflinching commitment to work for the betterment of students & institute.

Departmental Activities:

- Clinical Pharmacology unit oversee all clinical trials being conducted in our college.
- Department of Pharmacology is significantly contributing to teaching in various courses including MBBS, MD, Emergency Medicine, BDS, MDS, BPT, BOT, Nursing.
- Various research projects on Vaccine hesitancy & Materiovigilance are going on.
- Orientation training to 1st year post graduate students regarding prescribing skills & management of medication.
- Orientation training to nursing staffs regarding documentation & management of medication.
- Active surveillance & reporting of Adverse drug reaction
- Hands-on experience in Pharmacovigilance training for undergraduate students.
- Seminar, poster presentation & various small group activities by undergraduate student
- As a member of Pharmacotherapeutic committee department contributes in Management of Medication.

Achievements:

- 8th Workshop on GCP, NDCT Rule 2019 cum Clinical Research was conducted under the aegis of IPS on 7th-8th June 2022.
- Department of Pharmacology organized International conference 13th Annual ISRPTCon 2021 under the aegis of ISRPT from 25th-27th November, 2021.
- Pharmacovigilance week was celebrated from 17th-23rd September, Nukkad natak was performed by the students to increase the awareness among patients regarding ADR.
- 13th Workshop on Establishment of PV system in Pharmaceutical Industry & MAH under the aegis of IPC, Ghaziabad on 10th January 2020.

Facilities:

- Computer Assisted Learning (CAL) lab for undergraduate teaching
- Mannikins for undergraduate teaching
- Regional ADR monitoring center under the Pharmacovigilance Programme of India
- Materiovigilance center under the Pharmacovigilance Programme of India



P.h.d Awarded



Dr. Poonam Kulkarni
Reader, Department of Prosthodontics
Sri Aurobindo college of Dentistry

Completed PhD in Prosthodontics from Gujarat University, Ahmedabad in May 2022.

Certificate



Dr. Rajni Pawar & Dr. Shreya Jain
published their article in IJAR in April
2022- "To Study The Effect Of Body
Positions On Oxygen Saturation & Per In
Post Coronary Artery Bypass Graft
Patients".



Dr Manan Jhawar was selected as a speaker
and delivered a scientific deliberation at the
World Allergy Week CME on 9th June in
Indore.

Dr Manan Jhawar from Department of ENT
had participated in the Otology Workshop
with Temporal Bone Dissection in
Bangalore.



PUBLICATIONS

Department of Physiotherapy

1. The Immediate Effects Of Dynamic Taping On Endurance, Pain, Disability And Mobility In Sports Person With Non Specific Low Back Pain. Dr. Piyush Jain, Dr. Anand Mishra, Dr. Akshay Pal, Indian Journal Of Applied Research : Volume - 12 | Issue - 04 | April - 2022 | Print Issn No. 2249 - 555x | Doi : 10.36106/ijar
2. Effectiveness Of Instrument - Assisted Soft Tissue Mobilisation (iastm) And Cupping Therapy On Non Specific Neck Pain With Mobility Deficit In Desk Job Professionals. Dr. Piyush Jain, Dr. Anand Mishra, Dr. Akshay Pal, Dr. Priyanka Tiwari International Journal Of Scientific Research : Volume - 11/issue-5/may-2022.

Case Report 1

Department of ENT

TITLE – ENDOSCOPIC EXCISION OF JUVENILE NASOPHARYNGEAL ANGIOFIBROMA (STAGE IV B)

AUTHORS – Dr. Brajendra Baser (Pro. & Director), Dr. Praveen Surana (Assi. Prof., Dept of ENT),

Dr. Nishant Bhargava (Assi. Prof., Dept of Radio diagnosis), Dr. Manan Jhawar (JR), Dr. Rishiraj Kumkar (JR)

HISTORY – An 8-year-old boy presented with complaint of right sided nasal blockage since 2 months

HISTORY OF PRESENTING COMPLAINTS- My patient was apparently alright 2 months back then he started complaining of right sided nasal blockage which was insidious in onset and progressive in nature, it was associated with cold. It was neither aggravated nor relieved by any factors.

There was no history of any pain, anosmia, nasal discharge, epistaxis, change in voice. There was no history of any trauma.

PAST MEDICAL HISTORY - The patient has no significant medical or surgical history.

CLINICAL EXAMINATION –

EAR - Bilateral tympanic membrane intact

NOSE - Right nasal cavity Globular mass seen, left side deviated nasal septum was present.

ORAL CAVITY – Bilateral Tonsils enlarged, Posterior pharyngeal wall was clear

NECK – Level 1B lymph node was enlarged bilaterally.

Facial nerve was intact and no nystagmus present. Gag reflex was present.

Systemic examination findings were normal

INVESTIGATIONS –

On admission, Haemogram revealed Haemoglobin 10.6 gm%, RBC 4.40, WBC 13200 and Platelets 2.55 lac with rest routine investigations within normal limits.

CECT PNS: Suggestive of soft tissue mass lesion. Thickening in the bilateral sphenoid sinus with regional invasion /bony erosion Possibly Malignant aetiology (Sinus malignancy, chordoma) or extensive invasive fungal sinusitis.

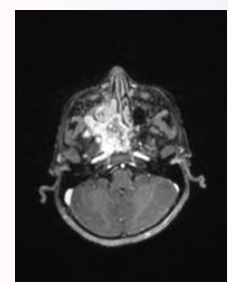
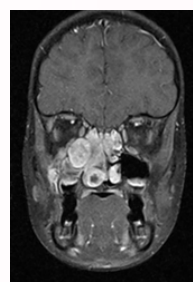


FIG 1-2 showing Pre-Operative CECT PNS

FIG 3-4 showing Pre-Operative MRI PNS with contrast

MRI – NECK WITH CONTRAST: Possibility of Juvenile Nasopharyngeal Angiofibroma (STAGE IVB), with extensions in right nasal cavity, nasopharynx, pterygopalatine fossa, infratemporal fossa, sphenoid sinus, and right cavernous sinus, meckle's cave (Intracranial extradural extension).

DIAGNOSIS – Juvenile Nasopharyngeal Angiofibroma (STAGE IVB)

PLAN – Pre-operative embolization of tumour to be followed by endoscopic excision of tumour under GA.

Four units of blood were arranged with consent of blood transfusion, post-operative ICU/ventilator and conversion of endoscopic procedure into open approach.

After paediatric fitness & PAC clearance, patient was taken for surgery.

SURGICAL APPROACH – PRE-OPERATIVE EMBOLIZATION OF TUMOR

Pre embolization angiogram demonstrated extensive tumour blush from bilateral internal maxillary artery and bilateral ascending pharyngeal artery & almost 90% embolization was achieved by super selective catheterization of bilateral Internal maxillary and ascending pharyngeal artery which were hooked and embolization was performed using ligature embolic agent/particles.

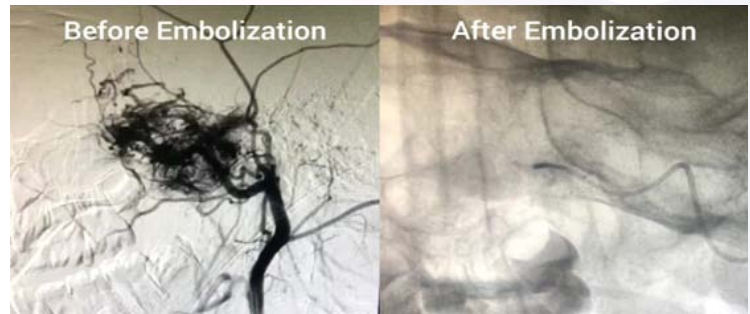


FIG 5 showing comparison before & after embolization.

ENDOSCOPIC EXCISION OF TUMOR



Fig 6

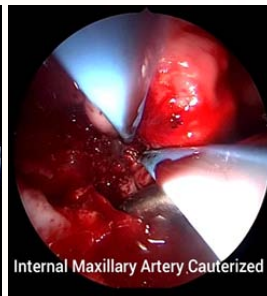


Fig 7



Fig 8



Fig 9



Fig 10 Pic of the excised



Fig 11 40X microscopic view of stroma showing Fibroblastic proliferation

HISTOPATHOLOGY –

Tumor composed of proliferating vessels of variable sizes showing angulation, lined by endothelial cells. Stroma shows proliferation of fibroblasts and collagenisation in focal areas suggestive of Juvenile Nasopharyngeal Angiofibroma.

PRE OPERATIVE & POST OPERATIVE COMPARISON –

A post-operative CT scan was also performed to look for any residual tumor. Post op CECT PNS: No obvious residual / recurrent enhancing mass lesion seen.

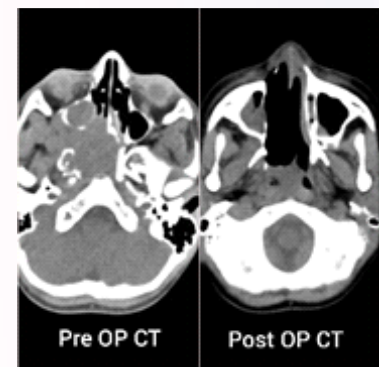
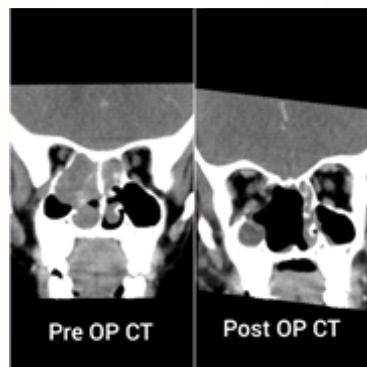
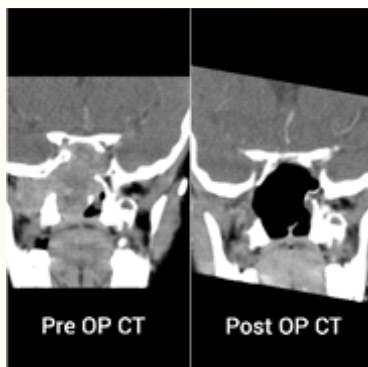


FIG 16-18 showing PRE OPERATIVE & POST OPERATIVE COMPARISON on CECT PNS

Follow Up: A repeat CT PNS to be done after 3 months.

Department of Orthopaedics

PROXIMAL FEMORAL NAIL VS DYNAMIC HIP SCREW IN INTERTROCHANTERIC FRACTURES

Journal of Orthopaedics,
Traumatology and Rehabilitation

www.jotr.in

Comparative Analysis of Functional and Radiological Outcome
of Proximal Femoral Nail versus Dynamic Hip Screw in
Treatment of Intertrochanteric Fractures

Rajeev Shukla, Prateek Pathak, Arpit Choyal

Department of Orthopaedics, Sri Aurobindo Medical College and PG Institute, Indore, Madhya Pradesh, India

Dr. Rajeev Shukla, Professor, Department of orthopedics, SAMC & PGI, Indore published an article on "Comparative analysis of functional and radiological outcome of Proximal Femoral Nail versus Dynamic Hip Screw in treatment of Intertrochanteric fractures" in the Journal of Orthopaedics, Traumatology and Rehabilitation.

Abstract: Intertrochanteric fracture is one of the most common fractures of the hip, especially in the elderly with osteoporotic bones, usually due to low-energy trauma like simple falls. This study was done to compare the functional and radiological outcome of PFN with dynamic hip screw (DHS) in treatment of type 31-A2, intertrochanteric fractures.

Materials and Methods: From June 2019 to June 2021, prospective randomized and comparative study was conducted on the 162 patients of type 31-A2 intertrochanteric fractures of hip who were operated using PFN or DHS. Intraoperative complications were noted. Functional outcome was assessed using Harris hip score (HHS) and radiological findings were compared at 6, 12, and 24 months postoperatively.



Figure 1: Proximal femoral nail: Preoperative



Figure 2: Proximal femoral nail: Postoperative

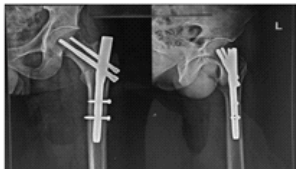


Figure 3: Proximal femoral nail: 6 months follow up



Figure 4: Proximal femoral nail: 12 months follow up



Figure 6: Dynamic hip screw: Preoperative



Figure 5: Proximal femoral nail: 24 months follow up



Figure 7: Dynamic hip screw: Postoperative

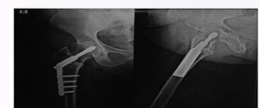


Figure 8: Dynamic hip screw: 6 months follow up



Figure 9: Dynamic hip screw: 12 months follow up



Figure 10: Dynamic hip screw: 24 months follow up



Figure 11: Screw cut out

Results: In the study, out of 162 patients, 77 patients are managed with DHS, while 85 patients are managed with PFN. The average age group of the patients was 61–70 years. In our series, we found that patients with DHS had longer duration of surgery (111 min) and required longer time for mobilization, while patients who underwent PFN had shorter duration of surgery (97 min) and allowed early mobilization. In addition, complications such as DVT, lag screw cutout, shortening, and superficial infection are more in DHS group as compared to PFN group. The patients treated with PFN started early ambulation as they had better HHS in the early postoperative period as well as late postoperative period.

IMA Indore branch Activities May June 22

- 08-05-2022** Meeting with Hoswin officials regarding higher charges for some specialties. They assured to reconsider the rates.
- 17-05-2022** District administration held a meeting with IMA Officials for Water recharge issue at Nursing homes, Hospitals & member Doctors residence.
- 26-05-2022** EC meeting at Super specialty Hospital, Indore. Many Issues were discussed, a Cheque of 11,51,000/ [received from IMA HQ] handed to relatives of Dr Vikas Pandit, who lost his life few months back.
- 29-05-2022** NMC RMP regulation act – IMA Indore made an action committee consisting of Dr. A K Pancholia, Dr. C P Kothari, Dr. Salil Bhargava, Dr. Mrs Kavita Bapat, Dr. Sumit Shukla President IMA Indore & Dr. Manish Maheshwari, Hon Secretary IMA Indore. This committee will collect suggestion from members & submit report.
- 31-05-2022** Tobacothon 22 for awareness regarding Tobacco related diseases
- 04-06-2022** Meeting with Government officials from CMHO, Hoswin etc regarding Registration charges, Hsowin charges problems.
- 05-06-2022** World Environment Day – plants distribution & plantation drive at HIG Colony, Indore.
- 11-06-2022** IMA Olympiad 2020 & 2022 Award Function, Dr Hardia Oration & felicitation of Doctors who provided Telephonic consultation during Covid by Chief Guest - Dr. Jayesh Lele National Hon. Secretary General of IMA.





Sri Aurobindo University



**Sri Aurobindo Medical College
& Postgraduate Institute**



**Sri Aurobindo College
of Dentistry**



**Sri Aurobindo Institute of Allied
Health & Paramedical Sciences**



**Sri Aurobindo Institute of
Speech & Hearing**



**Bhandari Hospital &
Research Centre**



**Bhandari Hospital
Pardeshipura**



**Indore Institute
of Medical Sciences**



**SAIMS College
of Nursing, Indore**



**BHRC School
of Nursing**



**Learning Academy of
Simulated Education & Research**



**Mohak Hitech
Speciality Hospital**



Bhandari Group of Hospitals & Institutions Pvt. Ltd.

SAIMS TIMES

Editor-in-Chief, Publisher, Printer and owner Dr. Vinod Bhandari.

**Printed at Agniban 121 Devi Ahilya Marg, Indore, Publish By Saims Campus
Indore Ujjain State Highway, Sanwer Road, Indore M.P. Ph.: 0731-4231000**

Web : www.saimsonline.com Email : saimstimes@saimsonline.com