



# SAIMS TIMES

Volume 12

Issue - 06

January 2025

Page- 18

Rupees - 5





## Republic Day Celebration



On the 26th of January, Sri Aurobindo University in Indore celebrated Republic Day with great fervour and enthusiasm, marking the 73rd anniversary of adopting the Indian Constitution. The day's festivities commenced with a solemn flag-hoisting ceremony, where Dr Manjushree Bhandari, the Hon'ble Chancellor of the university, proudly unfurled the national flag, accompanied by a contingent of dignitaries and esteemed guests. The ceremony was marked by esteemed faculty members, staff, and students, who gathered to pay their respects to the nation and its constitution. As the flag was hoisted, the audience stood in attention, paying tribute to the sacrifices of the nation's freedom fighters and the values of justice, equality, and fraternity that the Constitution embodies. The ceremony was a poignant reminder of the university's commitment to upholding the principles of democracy and secularism, and to fostering a sense of national pride and unity among its students and staff. With the flag hoisting ceremony, the university marked the beginning of a day-long celebration, which included various cultural events, speeches, and activities, all aimed at promoting patriotism, national unity, and social cohesion.



## Welcome



**Dr. Sanjay Dixit**

*It is with great pleasure that we announce the esteemed arrival of Dr. Sanjay Dixit, a distinguished Community Medicine Specialist, at our Institute.*

*Dr. Dixit, formerly the Dean of MGM Medical College, Indore, brings a wealth of experience & expertise to our community. He has joined our Institute effective from January 1, 2025 as Director Medical Education (DME) and Professor of Community Medicine.*

*We extend a warm welcome to Dr. Dixit and look forward to his valuable contributions to our Institute's growth and excellence.*

Dr. R.R. Wavare  
Dean, Sri Aurobindo Medical College & PG Institute.



## सैम्स के "इर्काड-इंडिया सेंटर" में आयोजित संभागीय स्वास्थ्य शिविर सम्मान समारोह में संभागायुक्त दीपक सिंह का संबोधन



इंदौर। संभाग में पिछले साल दो अलग-अलग राउंड्स में आयोजित संभागीय स्वास्थ्य शिविरों में दूरदराज इलाकों में रहने वाले एक लाख तीस हजार से भी अधिक लोगों के स्वास्थ्य की जाँच की गई। इसमें श्री अरबिंदो अस्पताल सहित अन्य निजी अस्पतालों ने सराहनीय योगदान दिया। इन स्वास्थ्य शिविरों में जाँच के दौरान 2500 से ज्यादा ऐसे मरीज मिले जिन्हें पता ही नहीं था कि उन्हें हाइपरटेंशन की समस्या है। इसी तरह करीब तीन हजार मरीज डायबिटिक भी मिले। उन्हें भी अपने शरीर की इस गंभीर समस्या की जानकारी नहीं थी। यहाँ तक कि कैंसर और सिकल सेल जैसी गंभीर बीमारियों के भी अनेक मरीजों का पता चला।

जिनके समुचित इलाज के प्रबंध किए गए। ये बात संभागायुक्त दीपक सिंह ने "श्री अरबिंदो इंस्टीट्यूट ऑफ मेडिकल साइंसेस (सैम्स)" स्थित दक्षिण एशिया के एकमात्र सेंटर इर्काड-इंडिया में आयोजित संभागीय स्वास्थ्य शिविर सम्मान समारोह में सरकारी और निजी क्षेत्रों के अधिकारियों एवं कर्मचारियों को सम्मानित करते हुए कही। संभागायुक्त, क्षेत्रीय संचालक स्वास्थ्य सेवाएं एवं श्री अरबिंदो चिकित्सालय के संयुक्त तत्वावधान में आयोजित कार्यक्रम उन्होंने कहा कि संभागीय स्वास्थ्य शिविरों में गर्भवती एवं अन्य महिलाओं से जुड़ी अनेक दिक्कतों के साथ-साथ कई ऐसे बच्चों का भी पता चला जिन्हें दिल संबंधी प्रॉबलम है। आंख संबंधी बीमारियों के भी बहुत से मरीजों का इलाज किया गया। जिन उद्देश्यों को लेकर स्वास्थ्य शिविरों की शुरुआत की गई थी, उन्हें प्राप्त करने में हम सफल रहे। सरकारी कर्मचारियों का अप्रैगेशन आवश्यक सैम्स के फाउंडर चेयरमैन डॉ. विनोद भंडारी ने कहा कि स्वास्थ्य सुविधाओं को बेहतर बनाने के लिए सभी सरकारी अस्पतालों और क्लीनिक्स में काम करने वाले कर्मचारियों का निरंतर अप्रैगेशन आवश्यक है। इसके लिए उन्हें नियमित रूप से आधुनिक तकनीक की ट्रेनिंग दी जानी चाहिए। इस संबंध में श्री अरबिंदो अस्पताल, प्रशासन के साथ मिलकर पायलट प्रोजेक्ट पर काम करने को तैयार है। डॉ. भंडारी ने अलग-अलग स्तर के सरकारी अस्पतालों में अलग-अलग रंगों की फुल इक्विपेटेड एंबुलेंस की जरूरत पर भी जोर दिया। इस अवसर पर स्वास्थ्य शिविरों की जानकारी के प्रसार के लिए प्रशासन एवं श्री अरबिंदो अस्पताल द्वारा तैयार किए गए वीडियो का प्रदर्शन भी किया गया। आशंकाओं और जिज्ञासाओं का समाधान इस अवसर पर आयोजित जनसंवाद के दौरान संभागायुक्त और धार जिले के कलेक्टर प्रियंक मिश्रा द्वारा पीथमपुर में प्रस्तावित यूनियन कार्बाइड के कचरे को जलाने से होने वाली स्वास्थ्य एवं प्रदूषण संबंधी आशंकाओं और जिज्ञासाओं का समाधान भी किया गया। कार्यक्रम में एडीएम गौरव बेनिवाल, आईएमए अध्यक्ष डॉ. नरेंद्र पाटीदार, श्री अरबिंदो विवि के प्रति-कुलाधिपति डॉ. महक भंडारी, कुलपति डॉ. ज्योति बिंदल, प्रदूषण नियंत्रण बोर्ड के डायरेक्टर एस.एन. द्विवेदी, क्षेत्रीय चिकित्सा निदेशक डॉ. शाजी जोसेफ, आयुर्वेद महाविद्यालय के विमल अरोरा, कुलसचिव डॉ. आनंद मिश्रा, डीन (मेडिकल कॉलेज) डॉ. आर.आर. वावरे, डीन (स्टूडेंट्स वेलफेयर) डॉ. जयश्री तापड़िया सहित बड़ी संख्या में स्वास्थ्य शिविरों को सफल बनाने में योगदान देने वाले सरकारी एवं निजी संस्थानों के अधिकारी, कर्मचारी, चिकित्सक एवं अन्य गणमान्य व प्रबुद्धजन उपस्थित थे।





## Makar Sankranti Kite Festival 2025



The sun-kissed campus of Sri Aurobindo University Indore was abuzz with excitement and joy as the university celebrated the auspicious occasion of the Makar Sankranti Kite Festival on 15th January. The festival, which marks the beginning of the sun's journey towards the northern hemisphere, was celebrated with great fervour and enthusiasm by the university community, including dignitaries, faculty members, staff, and students, as well as family members of SAIMS and SAU. The Makar Sankranti Kite Festival celebrations at Sri Aurobindo University Indore was inaugurated by esteemed dignitaries, including Dr Vinod Bhandari, Chairman of SAU, along with Dr. Manjushree Bhandari, Chancellor of SAU, and Dr. Jayshree Tapadia, Dean of Students' Welfare.





## डॉ. महक भंडारी ने रतलाम में बनाया एक और रिकार्ड ....

श्री अरबिंदो हॉस्पिटल रतलाम में 06 घंटे में हुई 13 सफल लेप्रोस्कोपिक सर्जरियां

रतलाम। प्रदेश के प्रतिष्ठित अस्पताल एवं शिक्षण समूह श्री अरबिंदो समूह द्वारा संचालित जैन दिवाकर श्री अरबिंदो हॉस्पिटल, रतलाम में एक बार फिर लेप्रोस्कोपिक सर्जरी का नया कीर्तिमान बनाया गया। विश्वविख्यात रोबोटिक और लेप्रोस्कोपिक सर्जन डॉ महक भंडारी द्वारा 06 घंटे से भी कम समय में एक के बाद एक पुरे 13 मरीजों की सफल सर्जरियां रतलाम में ही की गयीं। सभी मरीज स्वस्थ हैं और फिलहाल अस्पताल में ही स्वास्थ्य लाभ ले रहे हैं। इसके पूर्व भी डॉ महक भंडारी द्वारा रतलाम में ही 03 घंटे में 07 मरीजों की लेप्रोस्कोपिक सर्जरी की जा चुकी है। ज्ञात हो कि डॉ महक भंडारी प्रत्येक सप्ताह अरबिंदो हॉस्पिटल रतलाम में आकर आधुनिक तकनीकों से लेप्रोस्कोपिक सर्जरी करते हैं। डॉ भंडारी द्वारा रतलाम में विगत 04 माह में ही 111 मरीजों की सफलतम लेप्रोस्कोपिक सर्जरियां की जा चुकी हैं। दूरबीन पद्धति से की गई इन सर्जरियों में इनगुइनल हर्निया, अम्ब्लाइकल हर्निया, गॉलब्लेडर, अपेंडिक्स और हाइटस हर्निया आदि जैसी अत्यंत जटिल सर्जरी भी शामिल थी।

- लक्ष्य, रतलाम में ही प्रत्येक वर्ग को बेहतर उपचार मुहैया कराने का

श्री अरबिंदो समूह के फाउंडर चेयरमैन डॉ. विनोद भंडारी ने कहा कि हम समाज के प्रत्येक वर्ग को बेहतर उपचार मुहैया कराने के लक्ष्य के साथ चिकित्सा सेवा कार्यों में तीन दशकों से भी अधिक समय से काम कर रहे हैं। हमारा प्रयास है कि रतलाम में भी अत्यंत आधुनिक तकनीकों से जटिल सर्जरियां की जा सकें जिससे कि रतलाम से इंदौर और बड़ौदा (गुजरात) जैसे शहरों में उपचार के लिए मरीजों को ना भटकना पड़े। रतलाम में भी सर्जिकल पैकेज और शिविरों के माध्यम से सबसे विश्वसनीय और बेहतर सर्जरियां अविश्वसनीय पैकेज पर की जा रही है। आयुष्मान भारत, अन्य शासकीय योजनाओं एवं मेडिकलेम बीमा पॉलिसी में भी उपचार दिया जा रहा है। प्रत्येक माह हम स्वास्थ्य शिविरों के माध्यम से सुपर स्पेशलिटी विशेषज्ञ चिकित्सकों को भी रतलाम में भेज कर ओपीडी परामर्श उपलब्ध करा रहे हैं। इस अस्पताल में हम स्त्री रोगों, हड्डी रोगों जैसे विभागों में आयुष्मान योजना के अंतर्गत सामान्य डिलेवरी, सीजेरियन डिलेवरी, बच्चेदानी के ऑपरेशन, हार्निया, अपेंडिक्स, घुटना और कूल्हा प्रत्यारोपण आदि जैसी सर्जरियां एवं अन्य उपचार भी कर रहे हैं।

- सबसे बेहतर टीम और अत्याधुनिक तकनीकें बढ़ाती हैं होंसला

अब तक लगभग 30000 से ज्यादा लेप्रोस्कोपिक सर्जरियां कर चुके लेप्रोस्कोपिक सर्जन और श्री औरोबिन्दो हॉस्पिटल के प्रबंध संचालक डॉ महक भंडारी ने बताया कि इतने सफल ऑपरेशन्स के लिए मेरे साथ सबसे बेहतर जूनियर डॉक्टर्स और तकनीशियन की टीम है जो मेरा होंसला बढ़ाती है और विश्वस्तरीय नयी नयी तकनीकों से सर्जरी करना मुझे पसंद है। रतलाम में भी हमारी टीम द्वारा सबसे आधुनिक और विश्वसनीय सर्जिकल इक्विपमेंट्स के माध्यम से बड़े शहरों की तरह सभी जटिल सर्जरियां की जा रही हैं।

इस सर्जिकल रिकॉर्ड में डॉ महक भंडारी के साथ उनकी टीम के सदस्यों अनेस्थेतिक डॉ गौरव यादव, डॉ मृगेन्द्र सिंह, डॉ राजेश पाटीदार, जाहिर मिर्जा आदि ने उनको असिस्ट कराया।






## Department of Regenerative Medicine



Guided by the inspiring vision of our Founder Chairman Dr. Vinod Bhandari and supported by our Managing Director, Dr. Mahak Bhandari, we proudly inaugurated Madhya Pradesh's first state-of-the-art Cytogenetics Diagnostic Facility at Sri Aurobindo Hospital on 24.01.2025. The inauguration was graced by our Founder Chairman Dr. Vinod Bhandari & Dr. Shweta Bhandari. This advanced laboratory offers precise chromosomal analysis through karyotyping and FISH, addressing critical needs in oncogenetics, reproductive medicine, and fetal medicine. Initial services include couple screening, prenatal screening (chromosomes 13, 18, 21, and X/Y), HER2 detection, and BCR-ABL fusion detection, with plans for future expansion. We are dedicated to advancing diagnostic excellence, enhancing patient care, and achieving improved treatment outcomes.

### Minutes-

1. The meeting was held in Conference Hall at IRCAD, India at ON 24.01.2025.
2. It was attended by Our Founder Chairman Dr. Vinod Bhandari, Registrar Dr. Anand Misra, Dr. Deepa R. Nair (Member Secretary IC-SCR), Dr. Sushmit Kosta, Dr. Trupti Bajpai, Pallavi, Dr. Mansi.
3. In this meeting, discussion was held on taking the Department of Regenerative Medicine ahead by creating awareness and streamlined protocols.
4. It was emphasized that each project related to stem cell n Regenerative Medicine will be put forth in both the committees- IEC and IC- SCR (Institutional Committee for Stem Cell Research)
5. Projects will be submitted to ICMR and other grant agencies
6. It was then decided to meet Dr. Sanjay Dixit who will guide us on the necessary license n also will throw light on organ transplantation protocols and guidelines pertaining to it.



Sri Aurobindo university is proud to introduce the First State-of-the-Art Cytogenetics Diagnostic Facility in Madhya Pradesh! Equipped with advanced technology for chromosomal analysis using Karyotyping and Fluorescence in situ Hybridization (FISH), this cutting-edge laboratory addresses critical needs in:

- **Oncogenetics**
- **Reproductive Medicine**
- **Fetal Medicine**
- **Accurate Results**
- **Faster Diagnosis**
- **Enhanced Health Outcomes**

Empowering patients with precise diagnostics for quicker treatment and better health. Together, we're shaping the future of healthcare!



## SAU organized a Continuing Medical Education (CME) program on Prabodhan



The Department of Biochemistry at SAIMS, SAU, organized a Continuing Medical Education (CME) program on "Prabodhan" on 8th January 2025. The CME program on "Prabodhan" inaugurated by Dr. Mahak Bhandari Sir, Pro-Chancellor, SAU, and Dr. Jayshree Tapadia Maam, Dean of Students Welfare, SAIMS. Speaker was Dr Anjali Singh, MD Biochemist from Biorad.

Dr Nithin Santosh, Asst Professor worked wonderfully as Organising secretary and the event was a huge success. Dr. Mahak Bhandari emphasized the importance of quality control in laboratory testing and the need for continuous training and education for laboratory professionals. The CME program, designed by Bio-Rad, aimed to train technicians and consultants on Quality Control (QC) updates and challenges concerning internal and external quality. The program was a huge success, with many participants attending from various hospitals and laboratories in the region. The program demonstrated the commitment of SAIMS, SAU, and Bio-Rad to promoting quality and excellence in laboratory testing, and it highlighted the importance of continuous education and training for laboratory professionals to stay updated with the latest developments and best practices in the field.

Dr Nithin Santosh, Asst Professor worked wonderfully as Organising secretary and the event was a huge success.





## Congratulations



*We are glad to announce the addition of CMR Surgical Versius Robotic system in our setup. General Surgery cases are also being regularly done on the Robot. Sharing the glimpse of the surgery with the robot. Thanks to all my well wishers for your support & blessings.*

### Dr Mahak Bhandari

Advanced Laparoscopic, Bariatric & Robotic Surgeon  
Bhandari Hospital & Research Centre  
Mohak Bariatrics & Robotics  
Sri Aurobindo University

## Congratulations



*Congratulations Dr. Jyoti Bindal, Vice-Chancellor, SAU for being appreciated for her work at AICOG 2025, Mumbai on 8th to 12th January 2025.*

## Congratulations on Publication

*Experience of Endoscopic Dilatation of Esophageal Stricture in a Tertiary Care Hospital. A study from Central India.*

*Mohd.Talha Noor, Shreyansh Talera, Rootik Raju Bhai Patel, Nidhesh Khemchandani Deptt. Of Gastroenterology:& Hepatology, Sri Aurobindo Medical College & PG institute CUREUS 16(12):e76545. DOI 10.7759/Cureus.76545.*



SWASTHYA  
स्वास्थ्य  
CON  
2025  
11-12 JANUARY, 2025

ADVANCING THERAPEUTICS  
FROM  
INNOVATION TO IMPLEMENTATION

**DUOLOGUE**



**Dr. Subodh Banzal**  
Indore



**Dr. Kiran Shah**  
Mumbai

**Topic :** Type 2 Diabetes In Youth : Diagnosis, Management, And Long-Term Outcomes

**Time :** 2:25 PM to 2:50 PM | **Date :** 11th January 2025

ORGANISED BY:

SWASTHYA  
स्वास्थ्य  
All India Institute of  
Diabetes and Research

SUPPORTED BY:

NIRMA University, Ahmedabad  
www.swasthyacon.org  
Support : +91 87808 43662



*The panelists were Dr. Sunita Wadhwani, Dr.Neha Saraf, Dr.Sonu Batham, Dr.Sarika Rawat, Dr. Roma Sharma, and Dr. Aditi Rathore*

दैनिक भास्कर  
इंदौर 31-01-2025

# दैनिक भास्कर

# INFLUENTIAL PEOPLE OF INDORE-2025

## इंदौर की समृद्धि की सशक्त और श्रेष्ठ पहचान

एक महिला की लगातार मेहनत और लाखों लोगों पर किए गए वर्षों के hard work का फल है इसकी इंदौर की ऐसी महिला, जिन्होंने अपनी मेहनत, लगन और साहस की बदौलत इंदौर के समृद्ध, शांति और श्रेष्ठ लोगों की सूची में नाम जोड़ा है। भारतीय में मेहनत सशक्तता है। और सशक्तता में मेहनत का मतलब है। इन महिलाओं के बिना इंदौर की समृद्धि और विकास की संभावनाएं नहीं होती। इन महिलाओं का नाम हमें इनकी पहचान और पहचान के अलावा हमें विचार करना है।



**डॉ. के.एस. सिंग**  
कैप्टन अमर सिंह मेमोरियल  
आई.ए.एस. 2007

डॉ. के.एस. सिंग जी का जन्म 1945 में हुआ था। उन्होंने 1967 में एम.बी.बी. की डिग्री हासिल की। उन्होंने 1967 में एम.बी.बी. की डिग्री हासिल की। उन्होंने 1967 में एम.बी.बी. की डिग्री हासिल की।



**डॉ. के.एस. सिंग**  
कैप्टन अमर सिंह मेमोरियल  
आई.ए.एस. 2007

डॉ. के.एस. सिंग जी का जन्म 1945 में हुआ था। उन्होंने 1967 में एम.बी.बी. की डिग्री हासिल की। उन्होंने 1967 में एम.बी.बी. की डिग्री हासिल की। उन्होंने 1967 में एम.बी.बी. की डिग्री हासिल की।



**डॉ. के.एस. सिंग**  
कैप्टन अमर सिंह मेमोरियल  
आई.ए.एस. 2007

डॉ. के.एस. सिंग जी का जन्म 1945 में हुआ था। उन्होंने 1967 में एम.बी.बी. की डिग्री हासिल की। उन्होंने 1967 में एम.बी.बी. की डिग्री हासिल की। उन्होंने 1967 में एम.बी.बी. की डिग्री हासिल की।



**डॉ. के.एस. सिंग**  
कैप्टन अमर सिंह मेमोरियल  
आई.ए.एस. 2007

डॉ. के.एस. सिंग जी का जन्म 1945 में हुआ था। उन्होंने 1967 में एम.बी.बी. की डिग्री हासिल की। उन्होंने 1967 में एम.बी.बी. की डिग्री हासिल की। उन्होंने 1967 में एम.बी.बी. की डिग्री हासिल की।



**डॉ. के.एस. सिंग**  
कैप्टन अमर सिंह मेमोरियल  
आई.ए.एस. 2007

डॉ. के.एस. सिंग जी का जन्म 1945 में हुआ था। उन्होंने 1967 में एम.बी.बी. की डिग्री हासिल की। उन्होंने 1967 में एम.बी.बी. की डिग्री हासिल की। उन्होंने 1967 में एम.बी.बी. की डिग्री हासिल की।



**डॉ. के.एस. सिंग**  
कैप्टन अमर सिंह मेमोरियल  
आई.ए.एस. 2007

डॉ. के.एस. सिंग जी का जन्म 1945 में हुआ था। उन्होंने 1967 में एम.बी.बी. की डिग्री हासिल की। उन्होंने 1967 में एम.बी.बी. की डिग्री हासिल की। उन्होंने 1967 में एम.बी.बी. की डिग्री हासिल की।



**डॉ. के.एस. सिंग**  
कैप्टन अमर सिंह मेमोरियल  
आई.ए.एस. 2007

डॉ. के.एस. सिंग जी का जन्म 1945 में हुआ था। उन्होंने 1967 में एम.बी.बी. की डिग्री हासिल की। उन्होंने 1967 में एम.बी.बी. की डिग्री हासिल की। उन्होंने 1967 में एम.बी.बी. की डिग्री हासिल की।



**डॉ. के.एस. सिंग**  
कैप्टन अमर सिंह मेमोरियल  
आई.ए.एस. 2007

डॉ. के.एस. सिंग जी का जन्म 1945 में हुआ था। उन्होंने 1967 में एम.बी.बी. की डिग्री हासिल की। उन्होंने 1967 में एम.बी.बी. की डिग्री हासिल की। उन्होंने 1967 में एम.बी.बी. की डिग्री हासिल की।



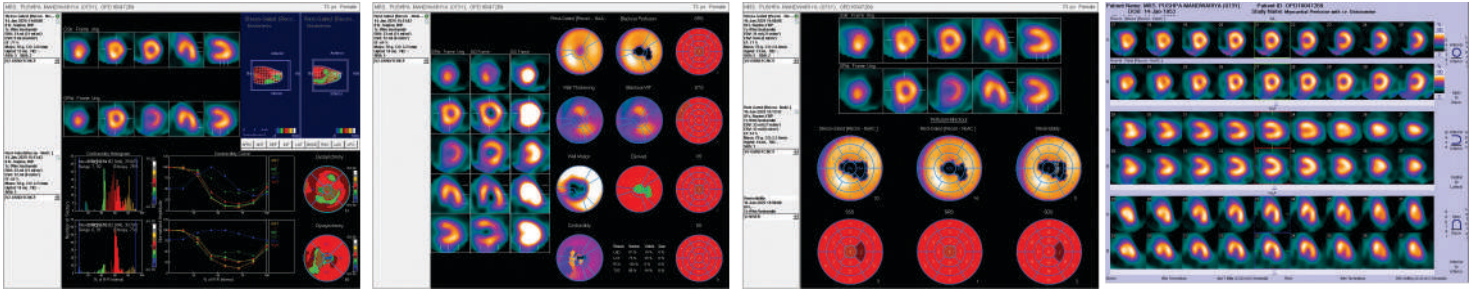
## Congratulations

*It is our great pleasure to inform you that we have achieved another milestone in introducing IV Dobutamine Stress Myocardial perfusion imaging in Coronary Artery Disease in one of our patient who can not walk on normal treadmill exercise and there is a known history of bronchial asthma for which we are unable to do IV Adenosine Myocardial perfusion imaging study which we do routinely.*

*IV Dobutamine is a positive inotropic as well as chronotropic imaging agent means it increases the heart rate and increases force of contraction at a dose of 10 microgram/ kg of body weight/ min for every 3 mins and we increased the dose to 20 microgram/30 microgram till we achieved 85% of the age predicted heart rate maximum followed by injection of Tc 99 m Sestamibi myocardial perfusion radotracer at least 2 min before the end of Dobutamine dose followed by usual myocardial perfusion acquisition under dual head SPECT Gamma camera.*

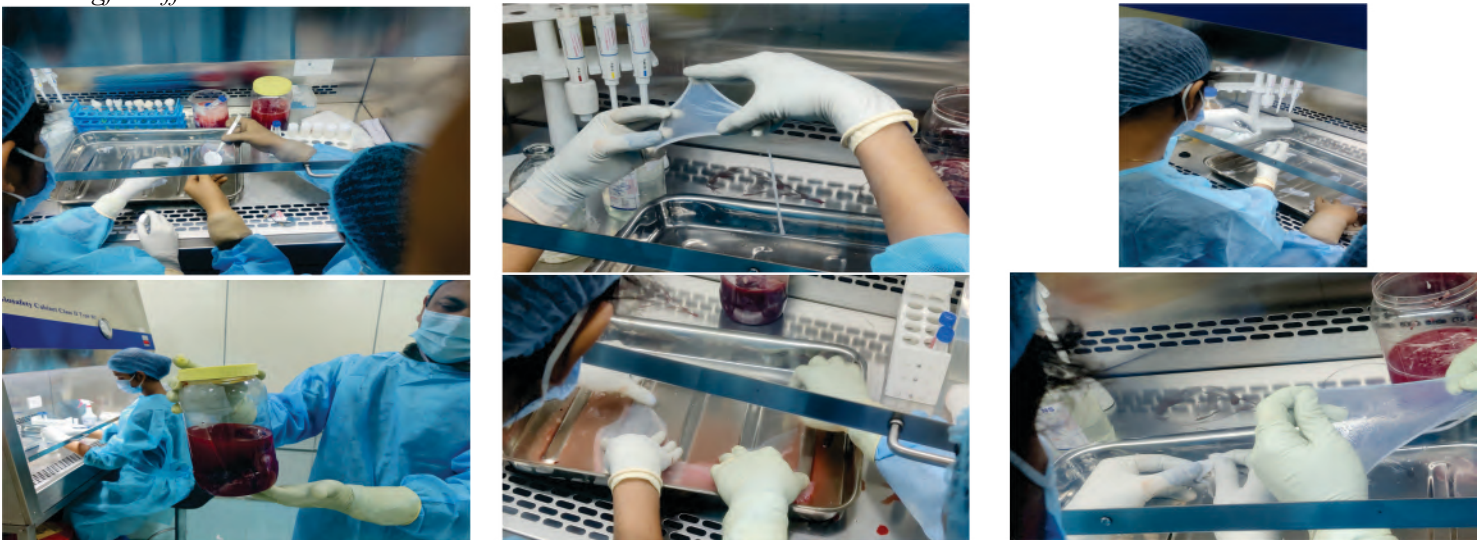
*This study is being used routinely for the 1st time here in Aurobindo hospital as well as in whole of Indore as well as in whole of Madhya Pradesh on the auspicious day of Makar Sankranti.*

*The images are of on IV Dobutamine myocardial perfusion followed by resting images to detect the presence of CAD and the future treatment planning.*



## Congratulations Dept. of Ophthalmology

*Under the visionary leadership of our Respected Founder Chairman and with the unwavering support of our Managing Director, Dr. Mahak Bhandari, we express our heartfelt gratitude. A special thanks to Dr. Shreya Thatte for her exceptional guidance and mentorship. Today, we successfully isolated and preserved amniotic membranes at -80°C. These membranes hold immense potential to revolutionize patient care, serving as grafts to treat various ocular surface conditions, including corneal ulcers, severe burns, and Stevens-Johnson syndrome. This remarkable achievement represents a significant milestone for our institute in its dedicated pursuit of excellence and innovation in medical research and patient care. Furthermore, this marks the first step for our institute toward advancing regenerative medicine. Thank you all for believing in us and empowering us to make a meaningful difference.*





## Congratulations



*Dr. Shreya Thatte for receiving the very prestigious "Sushrut Samman Award" by Forum of Ophthalmic Teachers of India organised by PGI MER Chandigarh on 11th January 25, as a mark of respect and sincere acknowledgement for a dedicated teaching career amongst the Teachers of Ophthalmology of India. Selected by the Forum of Ophthalmic Teachers of India.*

## Congratulations



*Pleased to share that we discharged this adolescent patient who presented with vague and recurrent abdominal pain with vomiting and malnutrition. She was diagnosed as congenital malrotation of gut .which is seen only in 0.2 % patients at this age and usually presents in newborns.*

*She underwent LAPAROSCOPIC LADD's operation and malrotation correction and recovered uneventfully. The procedure has been performed laparoscopically for the first time in MP in a child . Thanks for the support and motivation. Thanks to Anesthesia Pediatrics and other allied departments for the help in management.*

**Dr Advait Prakash  
Dr Pankaj Shastri**

## Congratulations



*Congratulations Dr. Bajendra Baser for being invited as key note speaker in the plenary session of the National ENT confrence held in Kochi. He spoke on "Challenging situation in Renoplastic".*



## Report on CME cum Workshop on Segmental Spinal Anaesthesia

**Date:** 19th January 2025 - **Venue:** Lotus Hall, and 5<sup>th</sup> floor OT complex, SAMC & PGI, Indore

The CME cum workshop on Segmental Spinal Anaesthesia, organized by the Department of Anaesthesiology, was successfully conducted on 19th January 2025. The event was attended by 95 delegates from across Madhya Pradesh, demonstrating widespread interest and enthusiasm for this innovative anaesthesia technique.

**Objective :** The primary goal of the workshop was to enhance knowledge and hands-on skills in segmental spinal anaesthesia, a technique that offers precise anaesthetic coverage, rapid recovery, and improved patient outcomes.

**Inauguration :** The workshop commenced with a formal inauguration ceremony, where Dr. Naresh Paliwal, Dr KK Arora, Dr Sarita Gohiya, Dr. Sadhana Sanswatkar, and Dr. Sangeeta Agarwal did the lamp lighting along with Saraswati Vandana.

### Scientific Program

The program included:

1. Guest Lecture: Delivered by Dr. Naresh Paliwal, an esteemed faculty, who provided an insightful overview of segmental spinal anaesthesia, its indications, benefits, and techniques.
2. Live Demonstrations and Case Discussions: Four surgical cases were successfully managed using segmental spinal anaesthesia, demonstrating its efficacy and advantages:
  - o Case 1: Phyllodes Tumor Excision
  - o Case 2: Split Skin Grafting lower limb
  - o Case 3: Laparoscopic Total Abdominal Hysterectomy (TAH)
  - o Case 4: Laparoscopic Appendectomy

**Surgical Team:** From the Department of Surgery - Dr Manoj Kela, Dr Arun Mishra, Dr Rohan, Dr Apoorv, Dr Shweta, Dr Vishal, Dr Janani & Team and Obstetrics & Gynecology (Dr Neeta Natu, Dr Sayali Kulkarni, Shruti Paliwal & Team) performed surgeries under segmental spinal anaesthesia and appreciated the technique.

### Highlights :

- All patients tolerated the procedure well, with no complications reported, showcasing the safety and effectiveness of the technique.
- The surgical and obstetrics & gynecology departments actively participated, performing the cases with precision and dedication.
- The audiovisual team ensured seamless coordination during live demonstrations, which was highly appreciated by the delegates.

**Feedback :** Delegates lauded the workshop for its well-structured format, practical relevance, and interactive sessions. The guest faculty's expertise and live case demonstrations received special commendation.

**Acknowledgments :** We express our sincere gratitude to:

- Our Founder Chairman Dr Vinod Bhandari for his constant encouragement and support.
- The Surgery and Obstetrics & Gynecology departments, for their active participation in the workshop.
- Dr. Naresh Paliwal Sir, for sharing his valuable knowledge and expertise.
- The audiovisual team, whose efforts significantly contributed to the success of the event.





**Conclusion :** *The workshop was a resounding success, fostering skill enhancement and collaboration among the delegates. It reinforced our commitment to advancing anaesthesia practices and improving patient care through education and innovation.*



## Congratulations

*Dr Deepika Malik, Associate Professor Radiation Oncology was invited as faculty for the 11th annual Young Radiation Oncologists Conference held at Meenakshi Mission hospital and Research Centre, Madurai on 25th-26th January 2025. Dr. Malik participated in the panel discussion on "Recent updates in post-operative radiotherapy in Oral Cancers."*



## Congratulations



*Congratulations Dr. Anjali Gurjar, Dept. of Radiology, SAIMS delivered a talk on Fetal Spinal Dysraphism in IRIA MP STATE CONFERENCE at AIIMS MEDICAL COLLEGE, BHOPAL.*



## A New Era In Geriatric Care

We are delighted to announce the inauguration of our state-of-the-art Geriatric OPD and HDU (High Dependency Unit) ward and Vardan Golden Age Home at Sir Aurobindo Hospital, Indore! This momentous occasion was graced by the presence of our esteemed Dr. Manjushree Bhandari, Chancellor, SAU and Dr. Vinod Bhandari, Founder Chairman, SAIMS, SAU. This milestone marks a significant step forward in our mission to provide world-class healthcare services to our community, especially our senior citizens. The new Geriatric OPD and HDU ward is equipped with cutting-edge technology and staffed by expert doctors and nurses dedicated to providing compassionate and specialized care. The Vardan Golden Age Home is a haven for our elderly to live with dignity and comfort. This triple celebration is a testament to our commitment to redefining the standards of healthcare in our community. Join us in celebrating this historic moment and experience the future of healthcare! We are committed to making a positive impact on the lives of our patients and their families.

**Key Highlights:**

- **Specialized Geriatric Care**
- **Advanced Medical Equipment**
- **Focus on Patient-Centered Treatments**
- **Collaborative Approach to Health Management**



## Health Camp Report

The Dept. of Community Medicine, SAU University, recently organized a health camp in Veena Nagar, Indore, with the aim of raising public awareness about various health concerns. The camp, held under the guidance of Dean Dr. R. R. Wavare and Head of Dept. Dr. Ajit Deshpande, was a resounding success, with 52 patients attending the camp. The camp was managed by Dr. Mayank Rahul, Incharge UHTC, who ensured the smooth execution of the event. Approximately 30% of the patients who attended the camp were referred to Bhandari Hospital, Pardeshipura, for further treatment and care. The event was supported by our dedicated team of interns, including Mr. Anay, Mr. Hariom, and Mr. Ayush, and our ground staff, comprising Mr. Sanjay Patel, MSW, Mr. Rajendra Mandloi, Health Inspector, and Sister Santoshi Bhalse. Free medicines were also distributed to those in need, adding to the camp's overall impact. We extend our gratitude to SAU University for providing us with the opportunity to conduct this camp and make a positive impact on the local community.





## “VARDHAN CARD”

*Bhandari Hospital Pardesipura has introduced the "वरदान Card" { स्वस्थ व खुशहाल जीवन का सबसे अनूठा वरदान }, a unique initiative to provide affordable and accessible healthcare to all. This innovative program was inaugurated by Dr. Manjushree Bhandari, the Chancellor of SAU. The "वरदान Card" is designed to provide its holders with a range of benefits, including discounted rates on medical services, free consultations, and priority access to appointments. The "वरदान Card" is a significant step towards providing affordable and accessible healthcare to all. It's a unique initiative that aims to offer a range of benefits to its holders, including discounted rates on medical services, free consultations, and priority access to appointments. The card is designed to provide a comfortable and supportive environment for patients and their families, and it's a testament to the hospital's commitment to providing exceptional patient care.*



## Infection Prevention and Control Workshop

*The Medical-Surgical Nursing Department of Bhandari Group of Hospitals and Institutions, College of Nursing, Indore, successfully organized an insightful workshop on Infection Prevention and Control today under the guidance of our esteemed Principal, Dr. Reshmi Siby.*

*The session was skillfully led by Mr. Manish Kumar Sharma, ICN, SAIMS Hospital, covering key topics such as: Hand Hygiene, PPE Usage, Sterilization Techniques, Effective Waste Management*

*This interactive and empowering workshop provided participants with critical infection control practices, emphasizing healthcare safety and life protection. Together, we're building a safer and healthier tomorrow!*





## Educational Visit to Sanchi Milk Processing Plant

The Department of Community Health Nursing, SAIMS College of Nursing, continues to lead impactful outreach initiatives! As part of the B.Sc. Nursing 5th Semester curriculum, our students had the incredible opportunity to visit the Sanchi Milk Processing Plant at Mangliya, Indore. This visit provided them with hands-on learning about large-scale milk pasteurization and the significance of a safe milk supply for the community.

*Highlights of the Visit:* Insightful session by Mr. Manoj Sen, Senior Inspector, on milk processing & pasteurization. Practical exposure to the milk supply chain & safety measures. Enhancing community health knowledge for future nurses. Guided by Visionary Mentors: Dr. Prerna Pandey – Principal, SAIMS College of Nursing, Dr. Amita Joseph – HOD, Community Health Nursing, Dr. Kavita Pal – Associate Professor, Community Health Nursing, Mrs. Pooja Chouhan – Assistant Professor, Community Health Nursing. Special Thanks to Mr. Lucky Patel (B.Sc. Tutor) for his continuous support in organizing this enriching experience!



## SACD Celebrated Prosthodontist Day

"Celebrating the art of prosthodontics with fun and creativity! Prosthodontist Day was celebrated at Sri Aurobindo College of Dentistry on 22nd January 2025. The event was inaugurated by our esteemed Founder Chairman, Dr. Vinod Bhandari, and Dr. Jayshree Tapadia, Dean of Students' Welfare, along with Dr. I.K. Kanteshwari and other dignitaries. The day was also marked by a series of fun and creative competitions, including a Fun Reel Making Competition and a Meme Competition!

Students and faculty members showed off their creative skills and had a blast participating in these competitions. Check out some of the highlights from the event!





## Case Report -Department of ENT

**TITLE – REMOVAL OF A RARE FOREIGN BODY IN SECONDARY BRONCHUS**

**AUTHORS- DR.SHUBHAM BHATIA, DR PRAVEEN SURANA, DR. V. R MUNJAL**

**CHIEF COMPLAINTS –** An 8-year-old 1 st born male child resident of Ratlam presented in emergency with chief complaint of inhalation of foreign body 1 day back.

**HISTORY OF PRESENTING COMPLAINT –** As per the history given by the mother, the child was apparently alright 1 day back then she accidentally inhaled a broken whistle which was noticed by mother. There was history of cough, difficulty in breathing and whistling sound on forceful expiration.

**CT-NECK WITH CHEST -** A 7 mm (CC) size hyperdense cylindrical structure possibly foreign body is seen in the distal right secondary bronchus, approx. 2.5 cm distal to the carina and causing partial obstruction leading to air trapping in right lower lobe, showing differential hypo attenuation as compared to rest of right upper, middle lobe and left lung field. No other significant abnormality is seen in CT Scan chest and neck.

**DIAGNOSIS –** Non vegetative foreign Body in Right Secondary Bronchus

**PLAN –** Rigid Bronchoscopic Foreign Body Removal by optical forceps

High risk consent, consent for post operative ICU/Ventilator consent were also taken; and after PAC clearance, patient was taken for surgery.

**ANAESTHESIA –** Sedation

**SURGICAL TECHNIQUE -** Patient was kept supine and sedation was achieved. Macintosh laryngoscope was introduced in the oral cavity under vision and rigid bronchoscope (size -3.5) was introduced into the trachea. Using optical forceps, carina visualized; foreign body visualized at secondary bronchus at it's distal end. Two attempts were taken to remove the foreign body in 2 pieces, followed by check endoscopy to rule out any other foreign body piece and thick mucopus suctioned out.

**Foreign body seen in CT – NECK WITH CHEST**

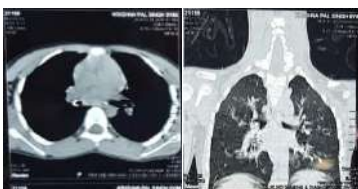
**Foreign body, seen Foreign body caught, Foreign body removed**

**POST OPERATIVE CARE**

The patient was kept in pediatric ICU under observation for 1 day with intravenous antibiotics to avoid any pulmonary infection and strict oxygen saturation monitoring. Nebulization with budesonide and asthalin was given along with chest physiotherapy.

**SUMMARY**

A foreign body aspirated into air passage can lodge in the larynx, trachea, or bronchi. Site of lodgment would depend on the size, shape, and nature of the foreign body. A large foreign body is unable to pass through the glottis, will lodge in the sub glottis area while the smaller one will pass down the larynx into trachea or bronchi. Foreign bodies with sharp points e.g., pins, needles, fish bones, etc. can stick anywhere in the larynx or tracheobronchial tree. Children present a higher risk of foreign body aspiration, which is attributed to several factors, tendency to put objects in their mouth, absence of molars to chew some types of food, to cry, walk and run with objects inside their mouth, lack of coordinating mechanism of swallowing, associated to elevation of the larynx and to protect reflex, which is immature in small children. In adults, foreign bodies are aspirated during coma, deep sleep, or alcohol intoxication. Loose teeth or denture may be aspirated during anesthesia. The most common signs and symptoms of foreign body aspiration are choking, coughing, wheezing, and decreasing of breath sounds. Tracheal and bronchial foreign bodies can be removed by conventional rigid bronchoscopy, rigid bronchoscopy with telescopic aid with full preparation and under general anesthesia.



Foreign body seen in CT – NECK WITH CHEST




Foreign body seen



Foreign body caught



Foreign body removed





## IMA Indore - January 2025 Month Activities



**03.01.2025**

*For the first time in the history of IMA Indore, the auction meeting for the IMA cricket tournament took place at Hotel Amarvilas Indore, resulting in the formation of 10 teams from a selection of 130 players.*

**04.01.2025**

*CME at Hotel Crown Palace, Indore, conducted by Dr. Apoorv Shrivastava, Bariatric surgeon.*

*An engaging interactive session featured a panel discussion with esteemed dietitians, a talk by national speaker Dr. Mahendra Narwariya, and insights from endocrinologist Dr. Sandeep Julka.*



**10.01.2025**

*CME was organized at Hotel Marriott by IMA Indore in partnership with Meril Life Science Pvt Ltd and Apollo Hospitals Indore.*

*Senior cardiologists from Apollo Hospitals Indore, Dr. K. Roshan Rao, Dr. Sarita Rao, and Dr. Abhishek Rathore, shared their knowledge on the latest management strategies for heart failure, comparing SAVR and TAVR, and discussing metalless PCI in angioplasty. The session was moderated by cardiologist Dr. Vaibhav Shukla, with over 125 members in attendance.*



**27.01.2025**

*A breakfast meeting with Mayor Mr. Pushyamitra Bhargav was held to raise awareness about implementing the efforts of IIT Mumbai's Professor Chetan Singh Solanki in improving Indore's weather. Key doctors from IMA Indore were invited to the mayor's residence for breakfast. All doctors pledged to become brand ambassadors for this mission to enhance the environment in Indore.*



**25.01.2025**

*CME with Apollo Navi Mumbai showcased an outstanding academic event featuring four distinguished oncology experts from Mumbai at Hotel Essentia, Indore.*

**26.01.2025**

*Republic Day celebration at IMA Bhavan Indore.*



## IMA Indore - January 2025 Month Activities

**29.01.2025**

*"CLICK SMART" Protect your online world - by Mr. Rajesh Dandotia (ADDL DSP CRIME BRANCH)\**

*Doctors are increasingly becoming targets for hackers! It is essential to tackle this issue and comprehend how doctors can safeguard themselves against such online fraud.*

**31.01.2025**

*We hosted the largest cricket tournament in the history of IMA Indore!! With chiefguest Mr. Vainkatesh Aiyer.*

*IMA Index IDPL (Indore Doctors Premier League)*

*Date: 31st January - 2nd February 2025*

*the IMA Presents INDEX IDPL Cricket Tournament 2025 was a SUPER SUCCESS!*

*The journey began with the selection of 10 franchises from leading hospitals and labs, followed by an exciting auction on 3rd January at Hotel Amarvilas 130 doctors participated, and franchise owners and captains strategized to build strong teams.*

*The tournament kicked off on 31st January at the GSIMR Ground near Hotel Marriott Vijay Nagar, Indore. We were honored to have Mr. Venkatesh Iyer, Indian cricketer, as our chiefguest.*

*The tournament saw some amazing performances, including Dr. Mohit Motiyani from Saims Titans, who scored an incredible 254 runs in 5 innings! In the end, Saims Titans emerged as the champions, while VMH Fighters secured the runners-up position.*

*We'd like to extend our heartfelt thanks to our title sponsors: INDEX Medical College Hospital. We're also grateful to Dr. Narendra Patidar, Dr. Dilip Kumar Acharya, franchise owners, players, sponsors, and spectators for making this tournament a grand success*







# Sri Aurobindo University

Under the aegis of Sri Aurobindo Institute of Medical Sciences (SAIMS)



**Sri Aurobindo  
Hospital**



**Sri Aurobindo Medical College  
& Postgraduate Institute**



**Sri Aurobindo College  
of Dentistry**



**Sri Aurobindo Institute of Allied  
Health & Paramedical Sciences**



**Sri Aurobindo Institute of  
Speech & Hearing**



**Sri Aurobindo  
Institute Of Law**



**Sri Aurobindo Institute of  
Medical Sciences  
College of Nursing**



**Sri Aurobindo Institute of  
Journalism &  
Mass Communication**

**ircad**  
INDIA

..... Other Hospitals & Institutions of the Group .....



**Bhandari Hospital &  
Research Centre**



**Bhandari Hospital  
Pardeshipura**



**BHRC School  
of Nursing**



**Mohak Hitech  
Speciality Hospital**



**Bhandari Group of  
Hospitals & Institutions**



**Jain Diwakar Sri Aurobindo  
Hospital, Ratlam**



**Institute of Nuclear Medicine  
& Radiopharmaceuticals (INMR)**

## SAIMS TIMES

**Editor-in-Chief, Publisher, Printer and owner Dr. Vinod Bhandari.**

**Printed at Agniban 121 Devi Ahilya Marg, Indore, Publish By Saims Campus**

**Indore Ujjain State Highway, Sanwer Road, Indore M.P. Ph.: 0731-4788900**

**Web : [www.saimsonline.com](http://www.saimsonline.com) Email : [saimstimes@saimsonline.com](mailto:saimstimes@saimsonline.com)**