




भारत निर्वाचन आयोग
Election Commission of India



Search Your Name in the Voter List



Use Voter Helpline App

voters.eci.gov.in
ceo____.nic.in




SMS to 1950:
ECI<space> <EPIC No>



**To cast your vote, you must
have your name in the Voter List**

EPIC-AADHAR linkage is voluntary/optional

EPIC-AADHAAR Linkage



Collection of AADHAAR
against EPIC


Form 6B

Process of Registration

ONLINE

voters.eci.gov.in

or

Voter Helpline App 

OFFLINE

Contact your BLO

or

Voter Facilitation Centre

To enrol as a New Voter you should be

An Indian
citizen

Ordinary resident
of polling area

18 years
or above

Correct your Details

Form 8

Change of address/Correction of entries/
Replacement of EPIC/Marking of PwDs

Form 7

Objections against proposed inclusion/
deletion of name in Voter List



fb.com/ECI



@ecisveep



youtube.com/eci

Home Voting Facility/Postal Ballot Facility

**Following can fill Form 12D & avail
Postal Ballot facility:**

Senior Citizens
(Above 80 years
of age)

(PwD) Person with
Disabilities marked in the
Electoral Roll & have
benchmark certificate

Covid-19 or
affected people

Electors employed
in notified
essential services

How to avail this facility?

1 Call 1950 or
contact your BLO

2 KNOW YOUR BLO
SMS to 1950
ECICONTRACT<space> <EPIC No>

**Voter information slip
provided by BLO/ can be generated
using Voter Helpline App.**



@ecisveep



Election Commission of India

On Poll Day



Holiday is declared on the day of poll to facilitate casting of vote

It's not a holiday, it's a voting day.



No gadgets allowed in polling booth

Locate your Polling Station at



voters.eci.gov.in



Call Voter Helpline - 1950



Voter Helpline App

Carry any one of the approved Identity Document/ID proof for voting

- Voter ID Card (EPIC)
- Aadhaar Card
- PAN Card
- Unique Disability ID (UDID) Card
- Service Identity Card
- Passbook with photo by Bank/Post Office
- Health Insurance Smart Card (M/o Labour)
- Driving License
- Passport
- Smart card issued by RGI under NPR
- Pension Document
- Official identity card issued to MPs/MLAs/MLCs
- MNREGA Job Card



Report unlawful activity through cVIGIL App

Polling Process

1

Voter stands
in queue



2

Polling Officer
checks your name in
Voter List and your
ID Proof



3

Polling Officer marks your finger nail with indelible ink, gives a slip and takes your signature



4

Polling Officer takes the slip and checks the mark on your finger nail



5

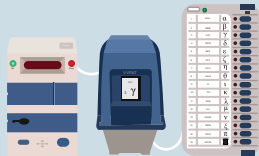
Voter presses button against candidate of choice/ NOTA to vote on the EVM; a red light glows



None Of The Above (NOTA) available as the last option on EVM machines

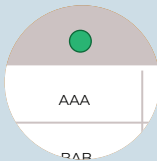
Casting your Vote

If you do not see the ballot slip in the VVPAT or hear the loud beep, contact the Presiding Officer



The slip will be visible through the glass for 7 seconds. Printed slip will be secured in the VVPAT

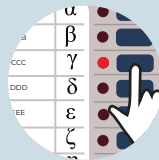
1



Ready to Vote

The 3rd Polling Officer enables the Ballot Unit (BU) as you enter the voting compartment. The 'READY' light of BU will glow

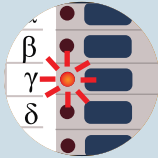
2



Cast your Vote

Press the Blue Button on the Ballot Unit against the name/symbol of candidate of your choice/NOTA option

3



See the Light

The red light against the name/ symbol of candidate/ NOTA option chosen will glow

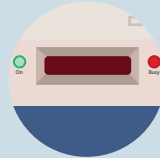
4



Verify your Vote

The VVPAT will print & display the ballot slip containing Serial Number, Name and Symbol of the chosen candidate/ NOTA

5



Hear the 'BEEP'


The BEEP sound from the Control Unit marks that vote has been cast successfully

Other Facilities at Polling Station - Separate Queues, Drinking Water, First Aid, Waiting Shed, Toilet etc.

Facilitation Apps by ECI



Saksham-ECI



Accessibility features built-in



Mark yourself as PwD



Apply for a new PwD voter



Apply for wheel chair

cVIGIL App




App becomes active on the day of announcement of elections

Report unlawful activities/ violation of model code of conduct

Connected through a mobile phone



Voter Helpline App



One stop solution for registration and election related services

Check the details of contesting candidates

Generate your Voter Information Slip

Know Your Candidates



Know Your Candidate App

Use Voter Helpline App

CEO/DEO website

<https://affidavit.eci.gov.in>

Check the details of each candidate of your constituency as given in their affidavit - qualification, criminal antecedents, assets and liabilities (if any)

Assured Minimum Facilities For PwDs & Senior Citizens



Ramp & Wheel Chair



EVM with Braille



Special Volunteer



Priority access to PwD & Senior Citizens



Sign Language



Transport facility for PwD

Making elections inclusive, accessible and voter friendly

Voter's Pledge

"We, the citizens of India, having abiding faith in democracy, hereby pledge to uphold the democratic traditions of our country and the dignity of free, fair and peaceful elections, and to vote in every election fearlessly and without being influenced by considerations of religion, race, caste, community, language or any inducement."



Register online or verify your details at
voters.eci.gov.in

Apps to install



eci.gov.in



fb.com/ECI



@ecisveep



youtube.com/eci



@ecisveep



Election Commission of India